

Top Stats

Total coverage

1,159

Potential reach

7.02B

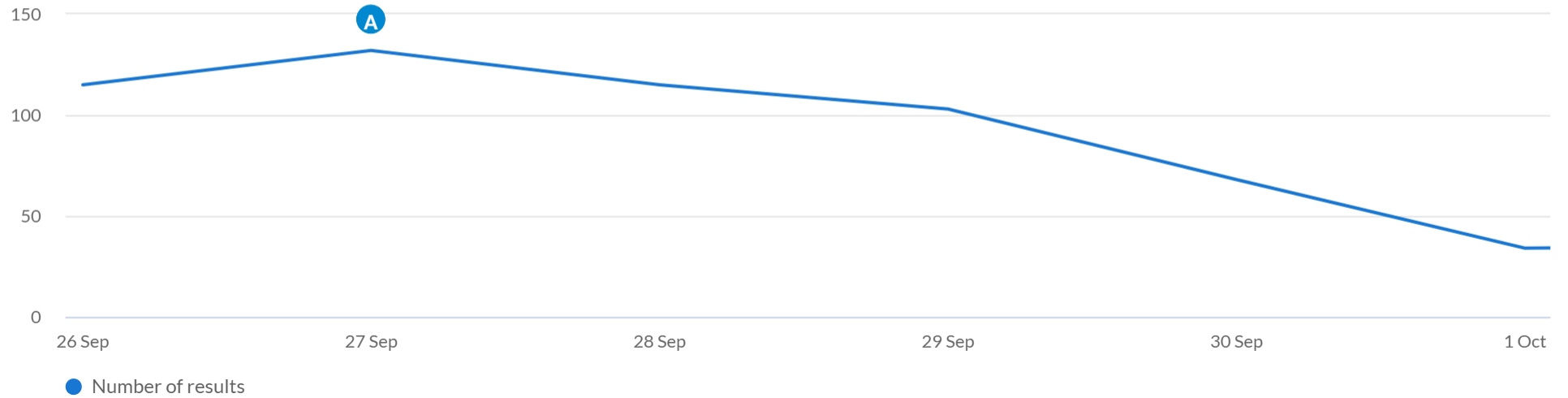
Positive coverage

18.4%

Negative coverage

7.5%

What are the spikes in coverage?



A Voice to Parliament an 'absolute insult' to average
Australians

MSN Australia | 27 Sep 2023 21:48

↑ 53%
increase in coverage volume

What are the top stories?



– Mail Online UK
**New Qantas boss
Vanessa Hudson is
brutally cut down by a
senator over 'Yes'**

27 Sep 2023 16:19



– Mail Online UK
**New Voice TV
campaign ad sparks
brutal history lesson
after claiming**

27 Sep 2023 11:14



– Mail Online UK
**Alice Springs: Single
picture of a razor wire
fence exposes sad
truth about Aussie**






27 Sep 2023 19:12













– Mail Online UK
**Chaos erupts at anti-
Voice rally as Yes
voters hurl vile abuse
at Jacinta Price and**

28 Sep 2023 00:54










What are the most active sources?

Source	Coverage	Sentiment
1. MSN Australia	69	
2. Mail Online UK	45	
3. ABC Online	34	
4. WA Today	27	
5. Melbourne Age	25	

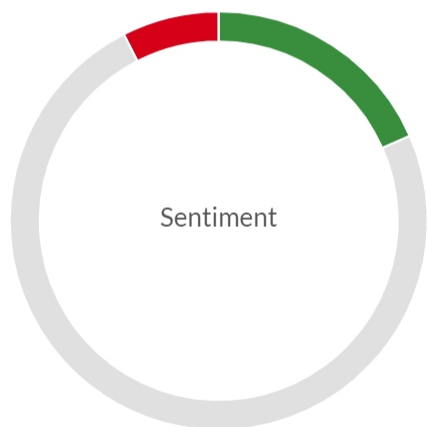
Who is mentioned in the conversation?

Person	Coverage
 1. Anthony Albanese	11.5% 
 2. Warren Mundine	5.5% 
 3. Noel Pearson	5.3% 
 4. Peter Dutton	5.0% 
 5. Daniel Andrews	3.8% 

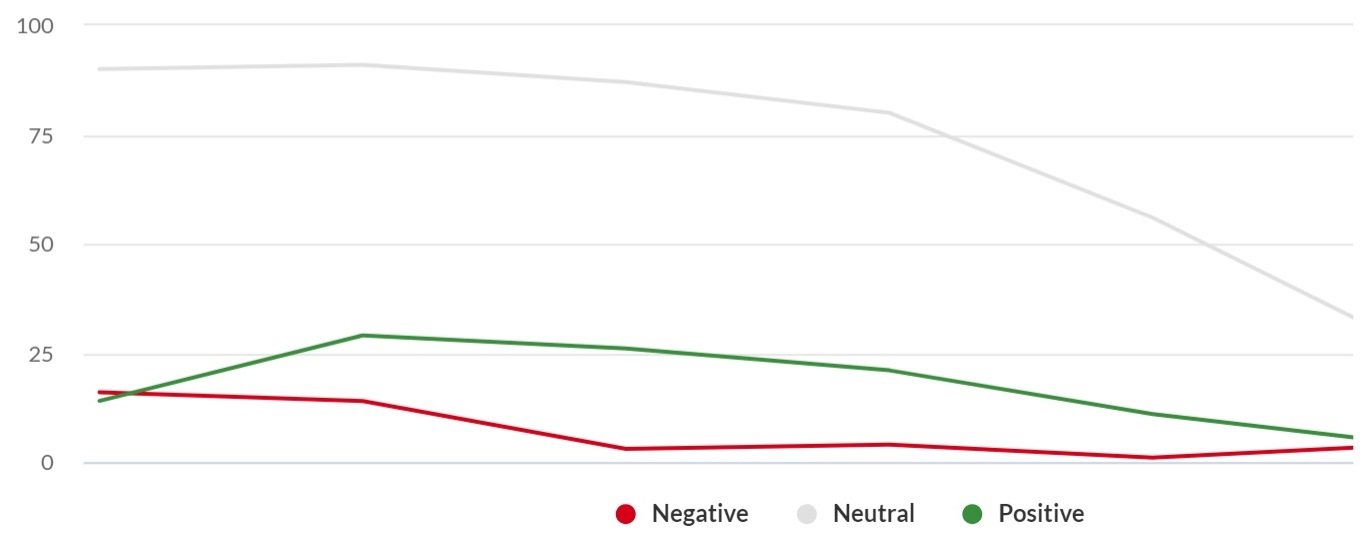
What companies are mentioned?

Company ⓘ	Coverage
 1. Qantas Airways Ltd	3.2% 
 2. X Corp	2.4% 
 3. Google LLC	2.3% 
 4. Newspoll	1.9% 
5. Commonwealth Bank of Aust	1.6% 

What is the sentiment of the conversation?



18% Positive 7% Negative

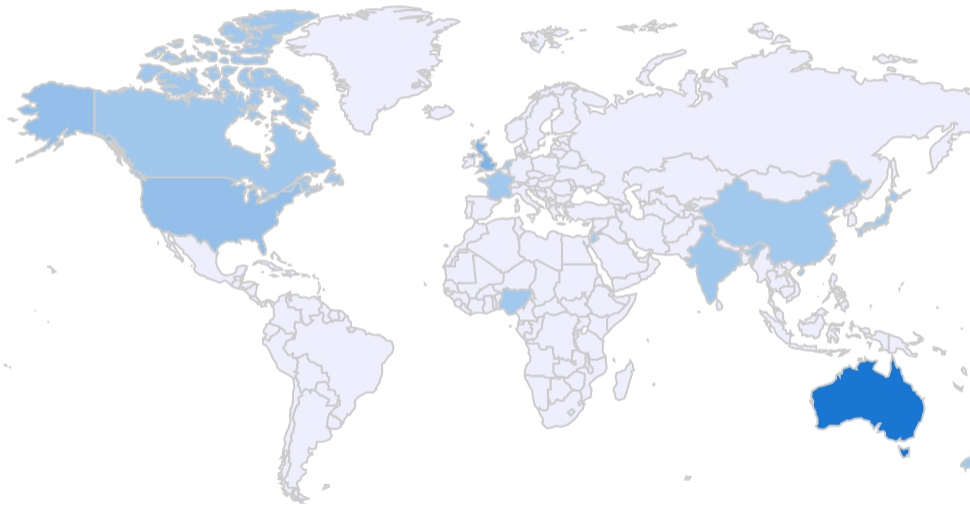


What topics are being discussed?



Topics	Coverage
1. Referendums	21.7%
2. Indigenous Peoples	21.5%
3. Legislative Bodies	14.5%
4. Native Americans	10.3%
5. Government Bodies & Offices	10.1%

Where is the conversation coming from?



Countries

Coverage

1. Australia	36.2%	<div><div style="width: 36.2%;"></div></div>
2. United Kingdom	8.9%	<div><div style="width: 8.9%;"></div></div>
3. United States	4.0%	<div><div style="width: 4.0%;"></div></div>
4. New Zealand	0.6%	<div><div style="width: 0.6%;"></div></div>
5. Canada	0.3%	<div><div style="width: 0.3%;"></div></div>