

## Top Stats

Total coverage

482

Potential reach

3.14B

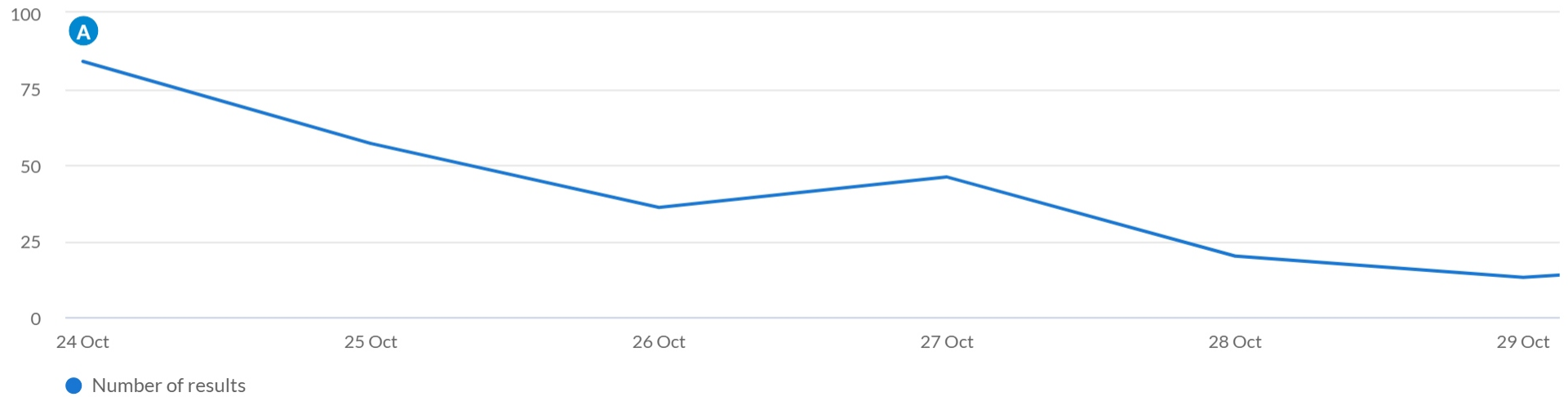
Positive coverage

12.9%

Negative coverage

16.1%

## What are the spikes in coverage?




**A** Could this be an alternative to a constitutionally enshrined Voice to Parliament?

Special Broadcasting Service | 24 Oct 2023 16:27

↑ 113%

increase in coverage volume

## What are the top stories?

-  The Philadelphia Tribune  
**Australians' rejection of the Indigenous Voice in constitutional vote is shameful, supporters**

26 Oct 2023 23:00



- Yahoo!Xtra  
**The Project's Waleed Aly and Steve Price in heated clash over 'racist' open letter**

24 Oct 2023 10:14



- Mail Online UK  
**Yes campaigner Thomas Mayo floats a crackdown on social media - as he slams**






25 Oct 2023 10:59













- Mail Online UK  
**Linda Burney could become Australia's next Governor-General after failed Indigenous**

26 Oct 2023 06:48











## What are the most active sources?

Source	Coverage	Sentiment
1. MSN Australia	26	
2. Mail Online UK	25	
3. ABC Online	13	
4. The Australian	11	
5. WA Today	10	

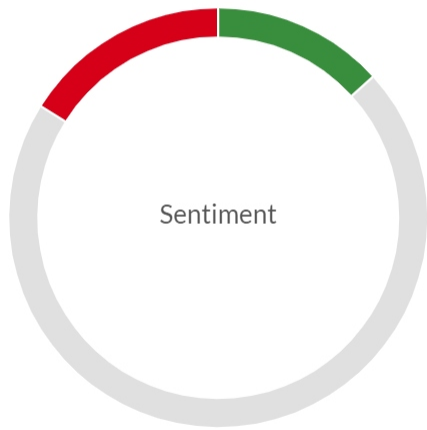
## Who is mentioned in the conversation?

Person	Coverage
 1. Anthony Albanese	13.7% 
 2. Peter Dutton	6.0% 
 3. Jacinta Nampijinpa Price	4.6% 
 4. Joe Biden	3.3% 
 5. Will Schuester	3.1% 

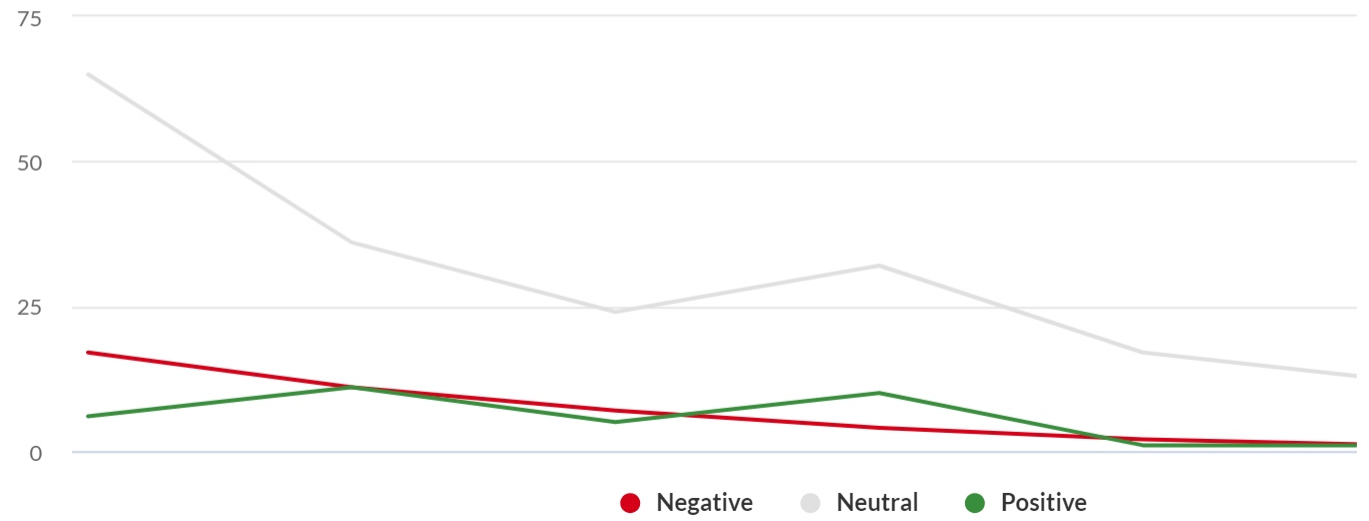
## What companies are mentioned?

Company ⓘ	Coverage
 1. Qantas Airways Ltd	1.9% 
 2. Microsoft Corp.	1.2% 
 3. KPMG International Coopera	1.2% 
 4. X Corp	1.0% 
 5. News Corp	1.0% 

# What is the sentiment of the conversation?



13% Positive 16% Negative

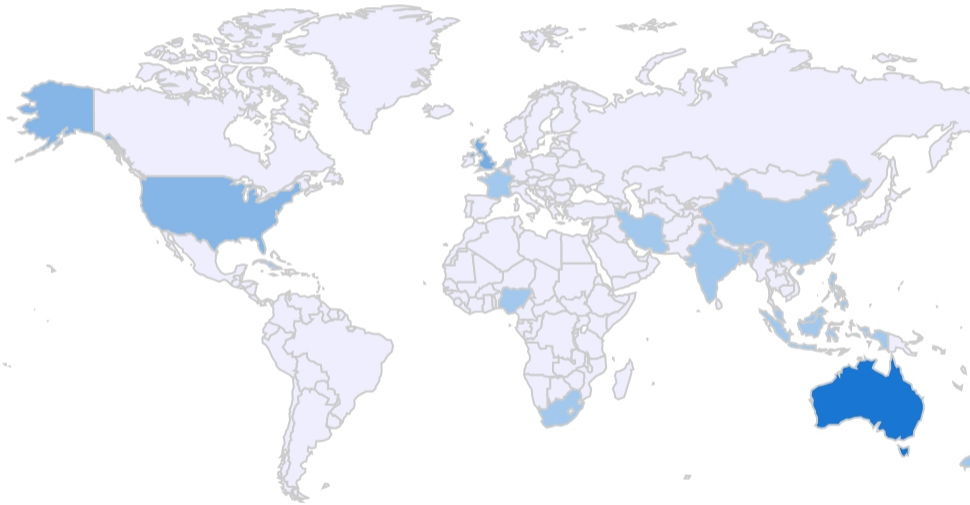


What topics are being discussed?



Topics	Coverage
1. Referendums	22.4%
2. Indigenous Peoples	19.9%
3. Legislative Bodies	15.8%
4. Government Bodies & Offices	12.4%
5. Native Americans	9.5%

## Where is the conversation coming from?



### Countries

### Coverage

1. Australia	32.0%	<div><div style="width: 32.0%;"></div></div>
2. United Kingdom	10.6%	<div><div style="width: 10.6%;"></div></div>
3. United States	7.3%	<div><div style="width: 7.3%;"></div></div>
4. New Zealand	0.6%	<div><div style="width: 0.6%;"></div></div>
5. Philippines	0.4%	<div><div style="width: 0.4%;"></div></div>