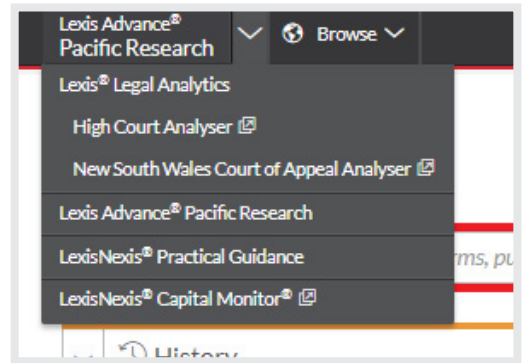


# Practical Guidance

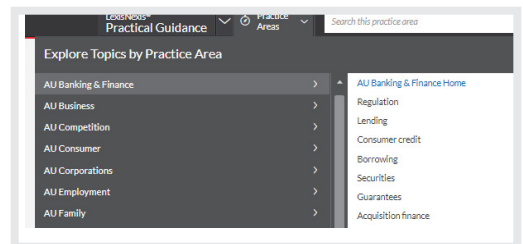
Practical Guidance is an excellent first point of call to commence your research. You can simply browse by selecting a practice area and a topic, to display the relevant content available. This will link you to the overview, guidance notes with practical tips, key cases, commentary, legislation, forms, precedents, and other resources for additional reference. It enables you to browse through all your content from Lexis Advance®, to complete your transactional research more efficiently.

For tips, guides and videos please refer to the [Knowledge Network](#)

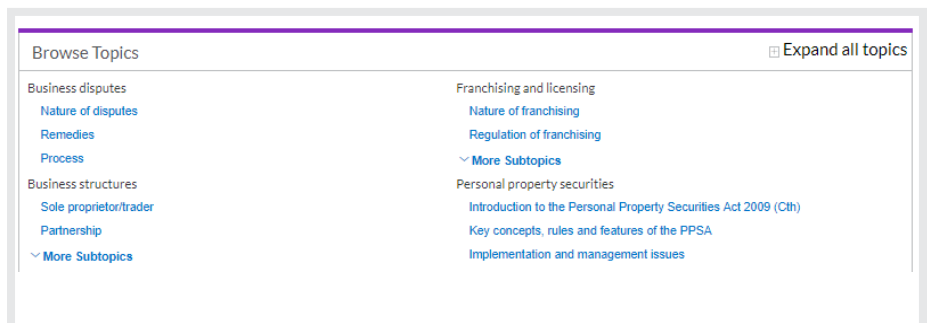
You can easily access Practical Guidance from within Lexis Advance by clicking the arrow next to the research logo.



From within Practical Guidance, you can drop down the menu to select a relevant Practice Area. The list of Practical Guidance modules within your subscription will appear on top of the list.



Practical Guidance displays content by topic, and the topic tree references a topical browse strategy. Select a topic to view content relevant to your choice



## QUICK REFERENCE GUIDE

Guidance notes are written exclusively for the Practical Guidance platform by practicing subject matter experts. They comprehensively go through the key concepts related to a topic, link out to the primary materials that back up understanding. Guidance notes also provide links into additional resources from the Lexis Advance library that may be relevant.

You can also review a list of relevant commentary, key cases, pertinent legislation, and applicable forms or precedents by clicking on that content type.

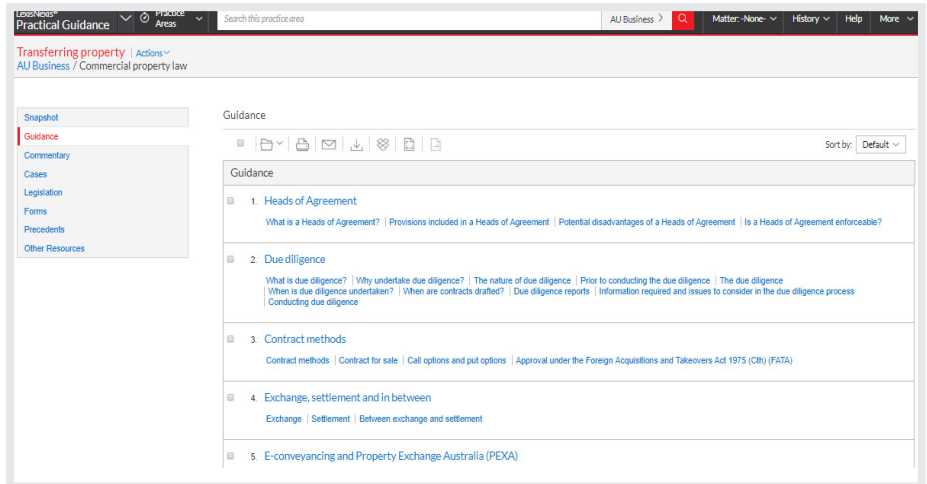
Other resources include useful links handpicked by the LexisNexis® authors, with further reading resources to complete your matter.

Practical Guidance hosts a collection of useful resources including Toolkit, Checklists and Precedents.

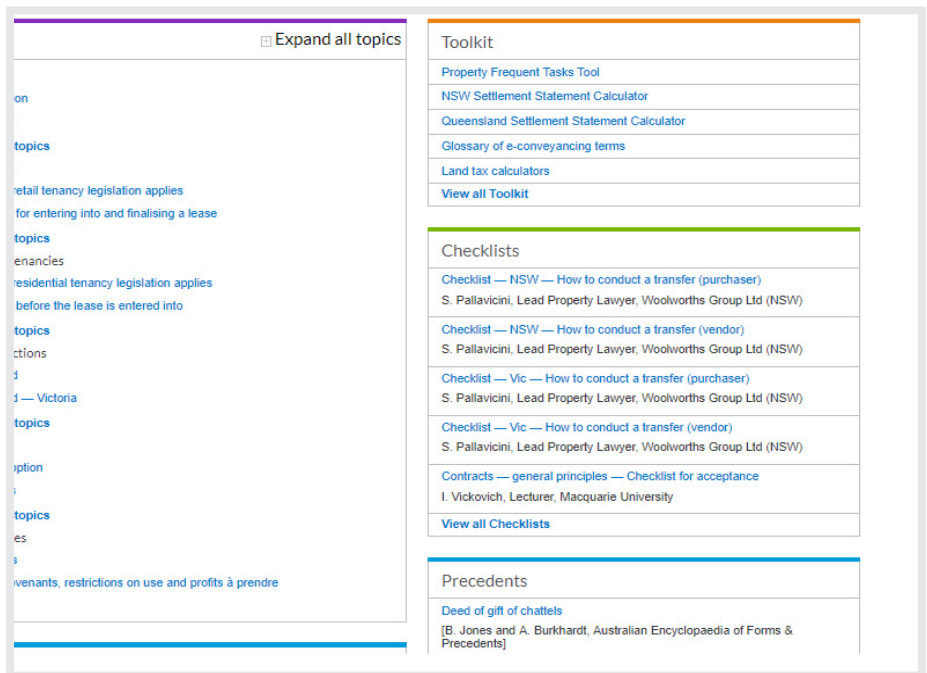
Toolkits contains practical materials as comparative tables, workflow diagrams and glossary of terms.

Checklists are useful to see the list of work required for a topic. You can use this for quality control to oversee the range of work on a matter.

Precedents can be accessed by topic, or in the Precedents section of your Practical Guidance module. You can save precedents in a working folder in Lexis Advance or download the document in MS word.



The screenshot shows the LexisNexis Practical Guidance interface. The top navigation bar includes 'LexisNexis Practical Guidance', 'Practice Areas', and a search bar. The main content area is titled 'Transferring property' and 'AU Business / Commercial property law'. A left sidebar contains a 'Snapshot' section with links to 'Guidance', 'Commentary', 'Cases', 'Legislation', 'Forms', 'Precedents', and 'Other Resources'. The main 'Guidance' section lists five topics: 1. Heads of Agreement, 2. Due diligence, 3. Contract methods, 4. Exchange, settlement and in between, and 5. E-conveyancing and Property Exchange Australia (PEXA). Each topic has a list of related links.



The screenshot shows the LexisNexis Practical Guidance interface with a 'Toolkit', 'Checklists', and 'Precedents' section. The 'Toolkit' section includes links to 'Property Frequent Tasks Tool', 'NSW Settlement Statement Calculator', 'Queensland Settlement Statement Calculator', 'Glossary of e-conveyancing terms', and 'Land tax calculators'. The 'Checklists' section includes links to 'Checklist — NSW — How to conduct a transfer (purchaser)', 'Checklist — NSW — How to conduct a transfer (vendor)', 'Checklist — Vic — How to conduct a transfer (purchaser)', 'Checklist — Vic — How to conduct a transfer (vendor)', and 'Contracts — general principles — Checklist for acceptance'. The 'Precedents' section includes a link to 'Deed of gift of chattels'.