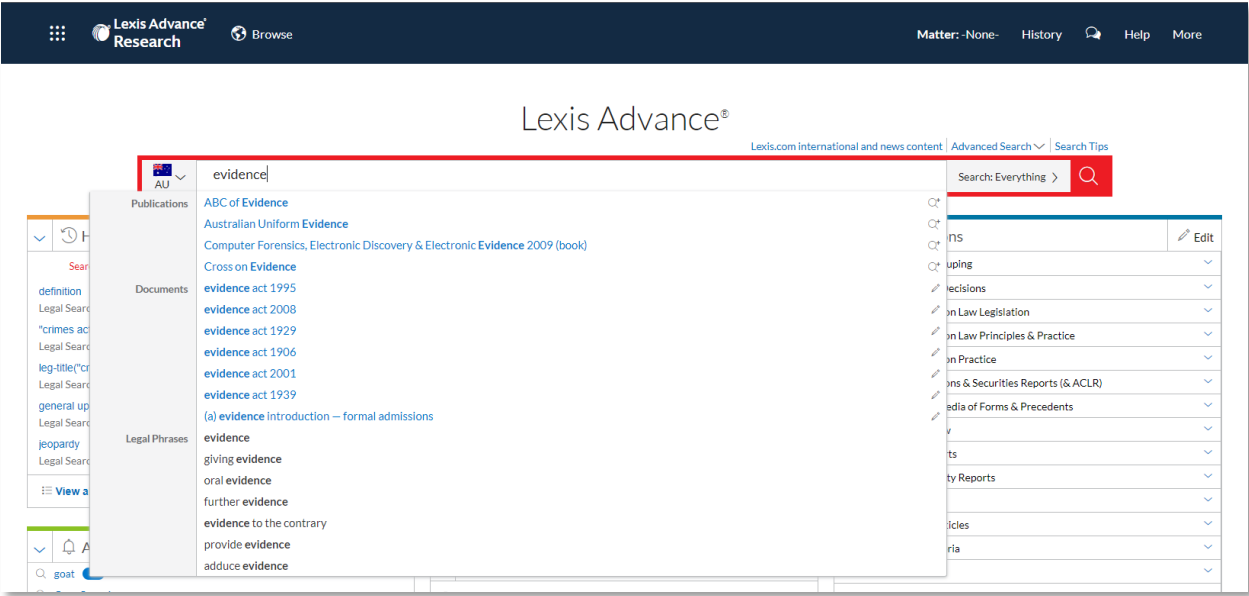


Feature upgrade Q1 2023

Enhancements to the auto complete dropdown menu

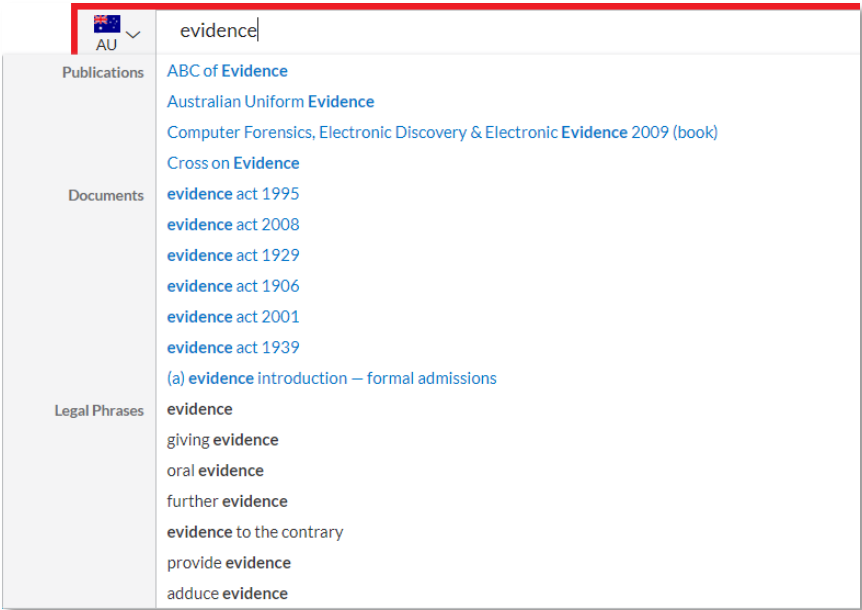
A major upgrade has been carried out on the auto complete dropdown menu for the big red search box in Advance. This upgrade will now guide you more intuitively to the content you are searching for, with fewer clicks to navigate and overall quicker results.



Entries in the autocomplete menu have been split out into three categories.

Publications are your subscribed titles. Selecting these in the autocomplete menu will take you to the table of contents for that publication.

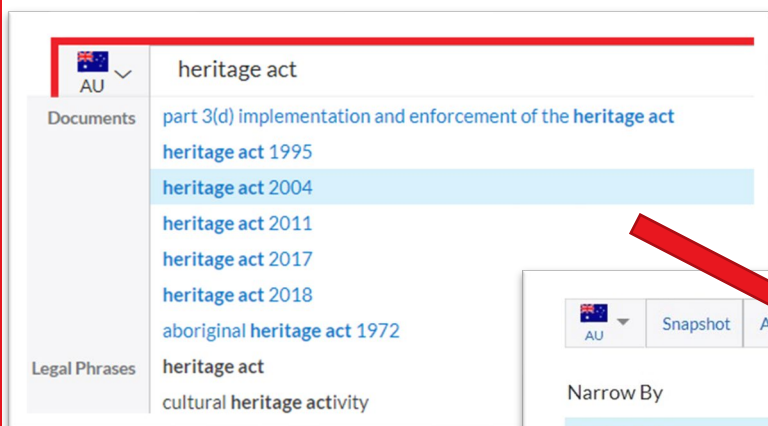
This behaviour has not changed.



Documents are exact titles of content pages within Lexis Advance.

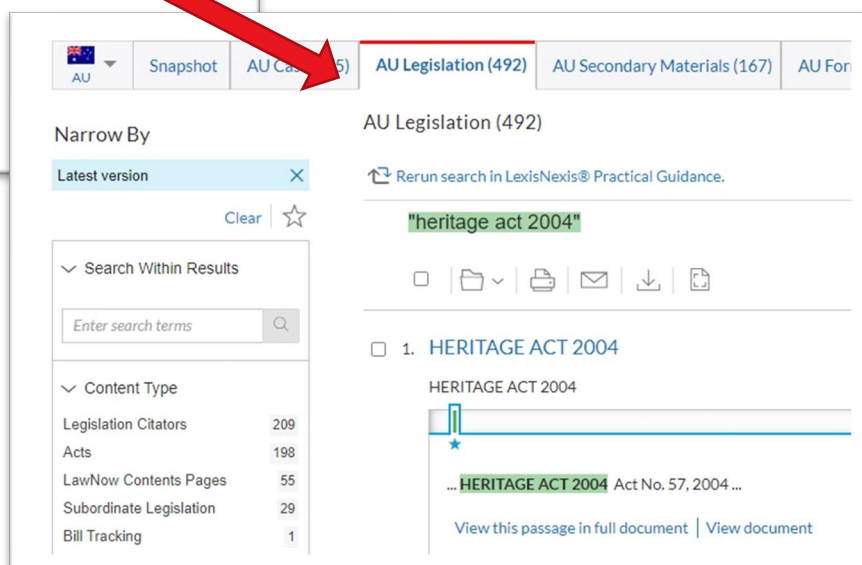
Selecting one of these will do three things:

- 1) Wrap your selected suggestion in quotes before the search runs in order to maximise the chance of an exact match on the target document;
- 2) Run the search as soon as the suggestion is selected; and
- 3) Override the default results tab to place you straight into the content type where you are most likely to find the result you desire.



Because this document title is for legislative content, it will take you to the legislation tab in the search results as your starting point.

Please note – if you do not subscribe to the content that you select from the auto complete menu, you will instead be placed in the first tab that does not produce zero results.

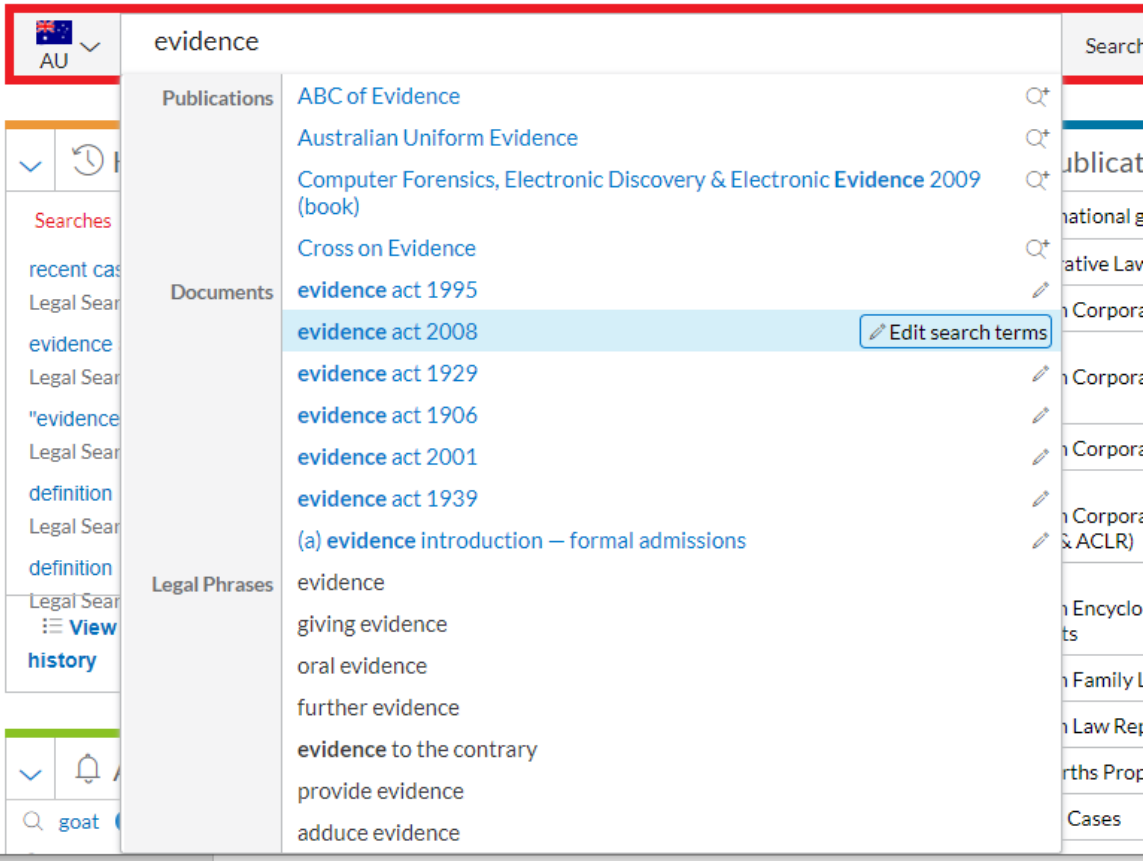


When you select an item in the **Legal Phrases** section, this will be added to the search box, but the search will not run automatically, allowing you to add search terms and connectors to that phrase.

As legal phrase searches could be intended across any of our content types, these searches will start with search results in your default content type tab (this can be changed in your settings, but unless personalised, this will be cases).

When selecting documents in the auto complete menu, you may also wish to add further search criteria to that entry. Since clicking it will start the search straight away, we have included an edit option.

If you hover over the pencil symbol to the right of the entry, you can mouse over to see the option to “edit search terms”.



You may wish, for example, to add a section number to the legislation title pictured above. Selecting “Edit search terms” will populate the search bar without running the search, so you can adjust this before proceeding.