

## QUICK REFERENCE GUIDE

# Lexis Advance<sup>®</sup>

Lexis Advance allows you to conduct your research intuitively using clever search functionalities. From your home page, you can start your search quickly and manage your research activity efficiently with four direct access options: History, Publications, Favourites, Folders and Alerts.

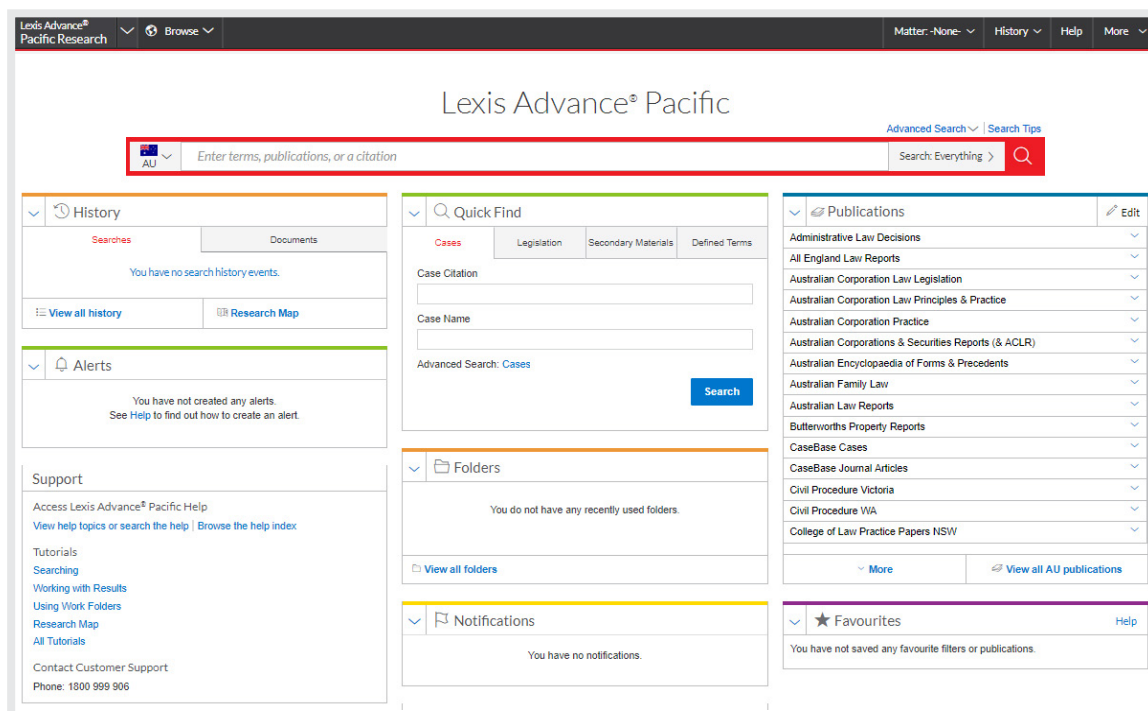
For tips, guides and videos please refer to the [Knowledge Network](#)

Access the Lexis Advance homepage:

- Using the link <https://advance.lexis.com/pacific>
- Or via the link on your organisations intranet page

If you have any queries about access, please discuss with your Library team/Knowledge Manager.

Once you have logged in, you will see the homepage.



## QUICK REFERENCE GUIDE

The **'Publications Pod'** works like your bookshelf—you can add, delete, reorder and group your publications using the edit option. Clicking a publication title allows you to:

- **'View Table of Contents'** — browse the TOC to quickly locate relevant content
- **'Add publication to search filter'** — add a publication as a *pre-search filter* so you can search for content exclusively from the publication (or group of publications)
- **'Go to Advanced Search Form'** — specify a particular high-level content type that you wish to search using an advanced search form.

Selecting **'View All AU Publications'** shows you the entire list of publications (filtered by AU) to which you subscribe.

The screenshot shows the 'Publications' pod. At the top, there's a header with a dropdown arrow, a 'Publications' title, and an 'Edit' button. Below this is a list of publications, each with a dropdown arrow: 'Administrative Law Decisions', 'All England Law Reports', 'Australian Corporation Law Legislation', 'Australian Corporation Law Principles & Practice', 'Australian Corporation Practice', 'Australian Corporations & Securities Reports (& ACLR)', 'Australian Encyclopaedia of Forms & Precedents' (which is highlighted), and 'College of Law Practice Papers NSW'. Below the list, there are several interactive links: 'View Table of Contents' (with a list icon), 'Add publication to search filters' (with a magnifying glass icon), 'Go to Advanced Search' (with a right-pointing arrow icon), 'View publication information' (with an 'i' icon), and 'Save publication to Favourites' (with a star icon). At the bottom, there are two buttons: 'More' (with a dropdown arrow) and 'View all AU publications' (with a leaf icon).

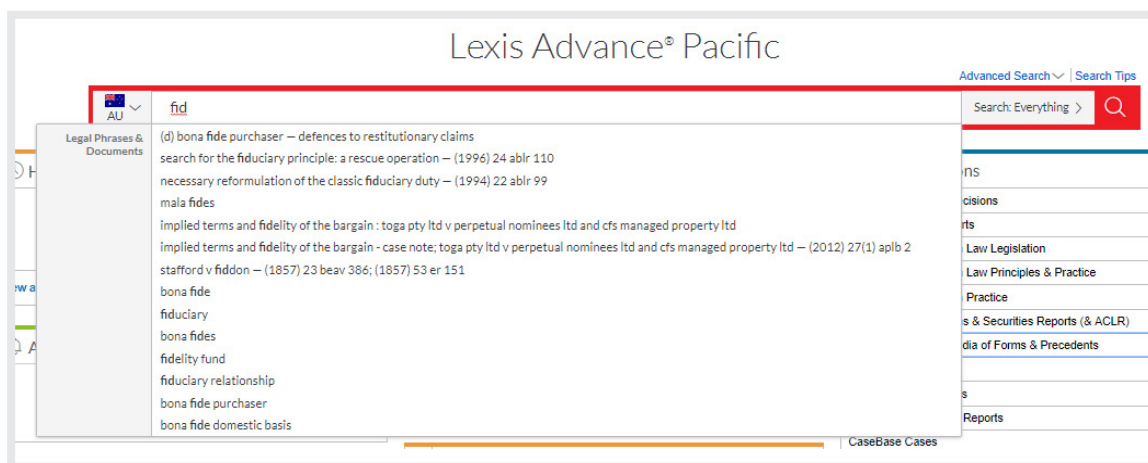
The **'Quick Find Pod'** is a quick way to run a more specific search. Select the high-level content type from the tabs running across the top of the pod, and then enter your search criteria in the relevant fields.

Click the **'Advanced Search'** option for your chosen content type at the bottom of the pod to see more search fields.

The screenshot shows the 'Quick Find' pod. At the top, there's a header with a dropdown arrow, a magnifying glass icon, and the title 'Quick Find'. Below this is a row of four tabs: 'Cases' (which is highlighted in red), 'Legislation', 'Secondary Materials', and 'Defined Terms'. Below the tabs are two text input fields: 'Case Citation' and 'Case Name'. Below these fields is a link that says 'Advanced Search: Cases'. At the bottom right, there is a blue 'Search' button.

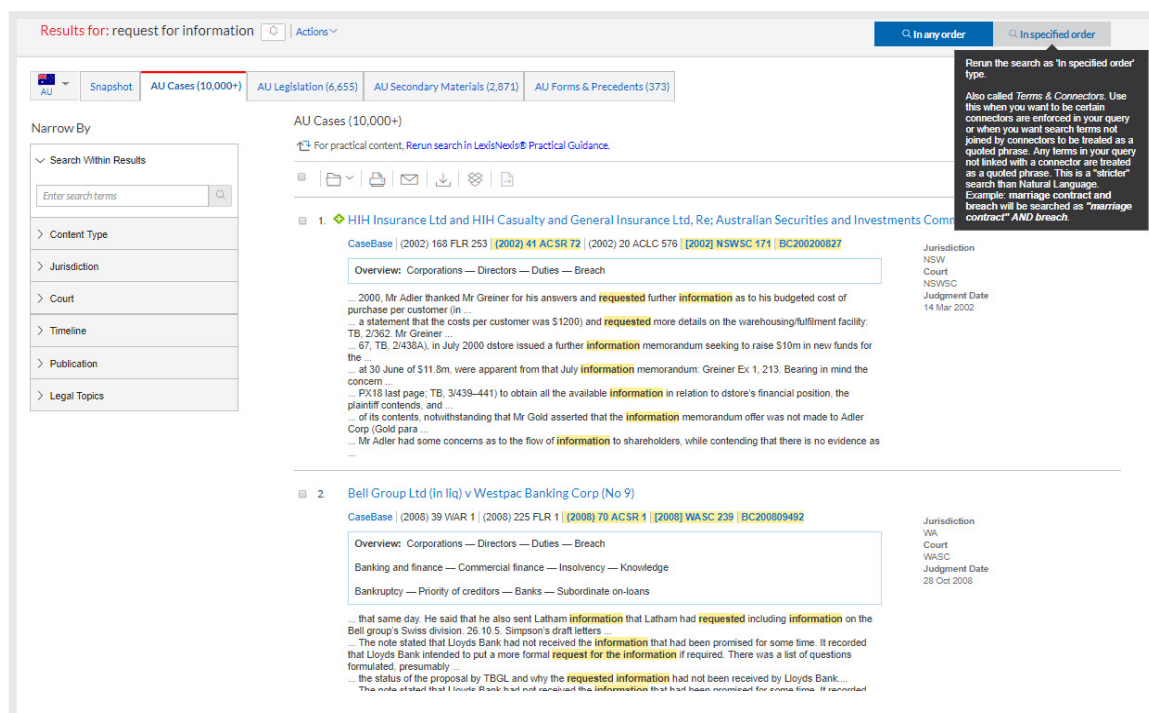
## QUICK REFERENCE GUIDE

Use the **'Red Search Box'** to search using either Boolean Logic (terms and connectors) or natural language. You can search by keyword, citation, or publication title, and as you type in the Red Search Box it will populate search suggestions.



The **'Search Tips'** menu located at the top right of the search bar provides additional information about using the Lexis Advance search box, and understanding terms and connectors searches.

From the results view, the tabs running across the top of the results screen shows results from all high-level content types. Select on the content type relevant to your research. If you have New Zealand or UK content click the Australia flag in the top left corner to see all applicable jurisdictions you can toggle between.



Results will display **'In any order'** (natural language search) or **'In specified order'** (terms and connectors search). Toggle between the two sets of results using the buttons at the top right of your results.


## QUICK REFERENCE GUIDE


From the results view refine your search using the **'Narrow By'** pane. Apply one or more of the available post-search filter options. Filter options vary according to high-level content type selected.

For example, using the **'Search Within Results'** filter allows you to search across your existing results with additional keywords.

You can see which filters are active as they will be highlighted in blue and sit at the top of your **'Narrow By'** pane. To remove a filter, select on the **X**.

To access a **'CaseBase'** entry you can select on the case name with the CaseBase® signal to the left, or the word CaseBase in blue. Access to the full-text judgement is via the parallel citations listed under the case name. Blue hyperlinked citations indicate report series included in your subscription.

 **Quick Tip:** In CaseBase, use the blue 'In this document' box links to jump to the section of the CaseBase entry of interest.

 **Quick Tip:** In a full-text judgement use the 'Download Document' to access the court ready version.

## QUICK REFERENCE GUIDE

To access legislation, you can run a title or keyword search using the red search box, or alternatively enter the act name and section number into the **Quick Find** pod. This allows you to review the legislation or click the blue **'View Legislation Citor'** link adjacent to each section to review secondary materials discussing, plus cases with substantial judicial consideration of your selected section.

(2) On the death or bankruptcy of a contributory, the provisions of this Act with respect to the personal representatives of deceased contributories or the assignees and trustees of bankrupt contributories, as the case may be, apply.

### 587 Power of Court to stay or restrain proceedings

[View Legislation Citor](#)

(1) The provisions of this Act with respect to staying and restraining actions and other civil proceedings against a company at any time after the filing of an application for winding up and before the making of a winding up order extend, in the case of a Part 5.7 body where the application to stay or restrain is by a creditor, to actions and other civil proceedings against a contributory of the Part 5.7 body.

(2) Where an order has been made for winding up a Part 5.7 body, no action or other civil proceeding is to be proceeded with or commenced against a contributory of the Part 5.7 body in respect of a debt of the Part 5.7 body except by leave of the Court and subject to such terms as the Court imposes.

### 588 Outstanding property of defunct registrable body

[View Legislation Citor](#)

(1) This section applies if, after the dissolution or deregistration of a registrable body, outstanding property of the body remains:

- (a) in this jurisdiction; and
- (b) outside the body's place of origin.

(2) The estate and interest in the property, at law or in equity, of the body or its liquidator at that time, together with all claims, rights and remedies that the body or its liquidator then had in respect of the property, vests by force of this section in:

- (a) if the body was incorporated in Australia or an external Territory—the person entitled to the property under the law of the body's place of origin; or
- (b) if paragraph (a) does not apply and the property was held by the body or liquidator on trust—the Commonwealth; or
- (c) otherwise—ASIC.