

## Top Stats

Total coverage

**1,197**

Potential reach

**7.71B**

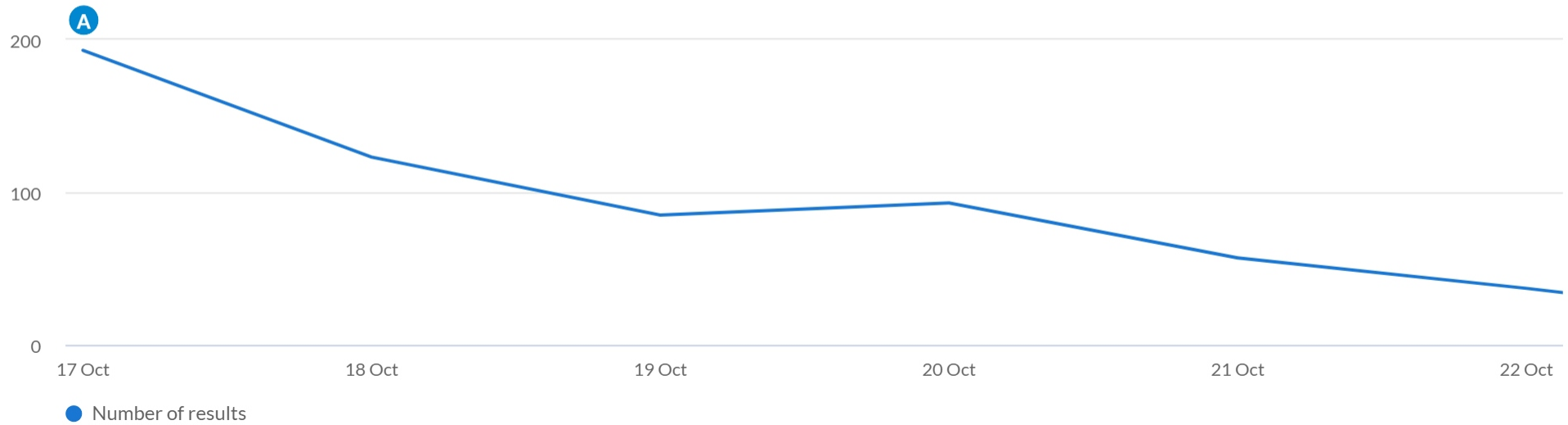
Positive coverage

**11.0%**

Negative coverage

**21.0%**

## What are the spikes in coverage?



### A Australia's Voice To Parliament Referendum Fails

Upstract | 17 Oct 2023 21:00



↑ 124%

increase in coverage volume

What are the top stories?



- Yahoo! News Australia  
**Aussie public servants offered paid leave to mourn The Voice result**  
20 Oct 2023 13:29






- Instapundit  
**LOL: The Aussie elites are in meltdown: The mass public rejection of the Voice to**  
19 Oct 2023 23:28

- The Courier Mail/The Sunday Mail (Australia)  
**Firms splash cash on Yes campaign as jobs go**  
20 Oct 2023 12:27













- The Guardian  
**Hopes for Queensland treaty with First Nations people appear doomed after LNP**  
19 Oct 2023 14:05










## What are the most active sources?

Source	Coverage	Sentiment
1. MSN Australia	61	
2. Mail Online UK	50	
3. The Australian	23	
4. Express Digest	22	
5. The Guardian	22	

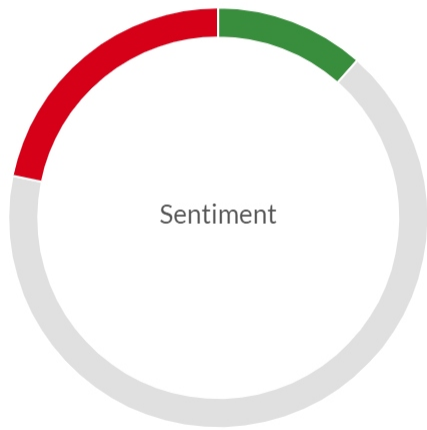
## Who is mentioned in the conversation?

Person	Coverage
 1. Anthony Albanese	18.5% 
 2. Peter Dutton	13.6% 
 3. Jacinta Nampijinpa Price	3.5% 
 4. Linda Burney	3.4% 
 5. Chris Minns	3.0% 

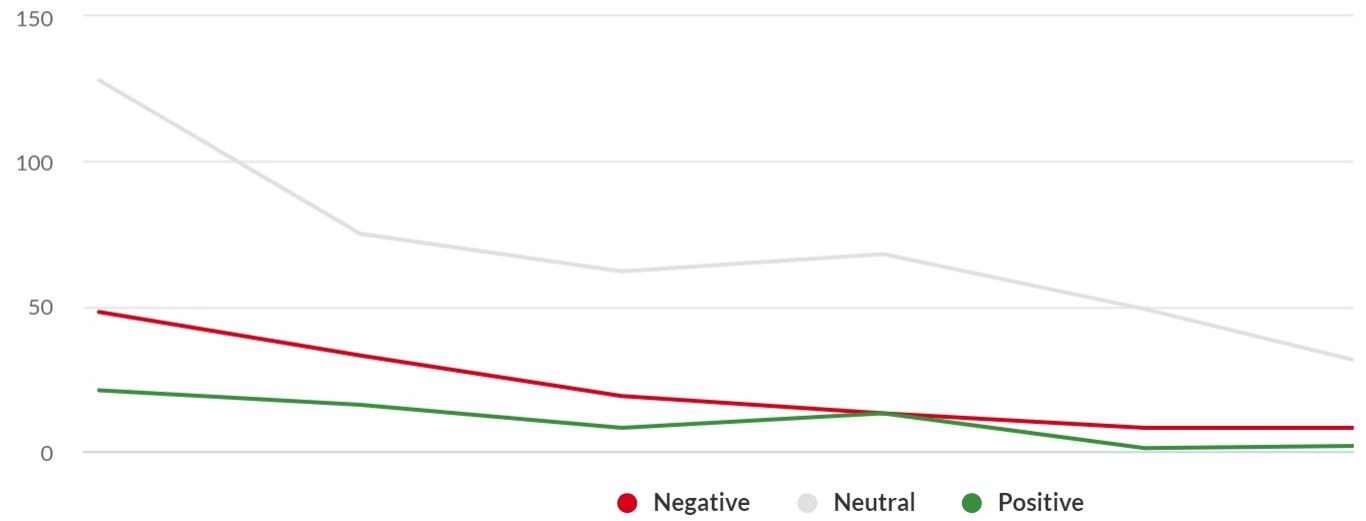
## What companies are mentioned?

Company ⓘ	Coverage
 1. Qantas Airways Ltd	2.7% 
	2. Commonwealth Bank of Austl 1.9% 
 3. Telstra Corporation Ltd	1.6% 
 4. X Corp	1.5% 
 5. Noor Takaful Family PJSC	1.5% 

# What is the sentiment of the conversation?



12% Positive 22% Negative

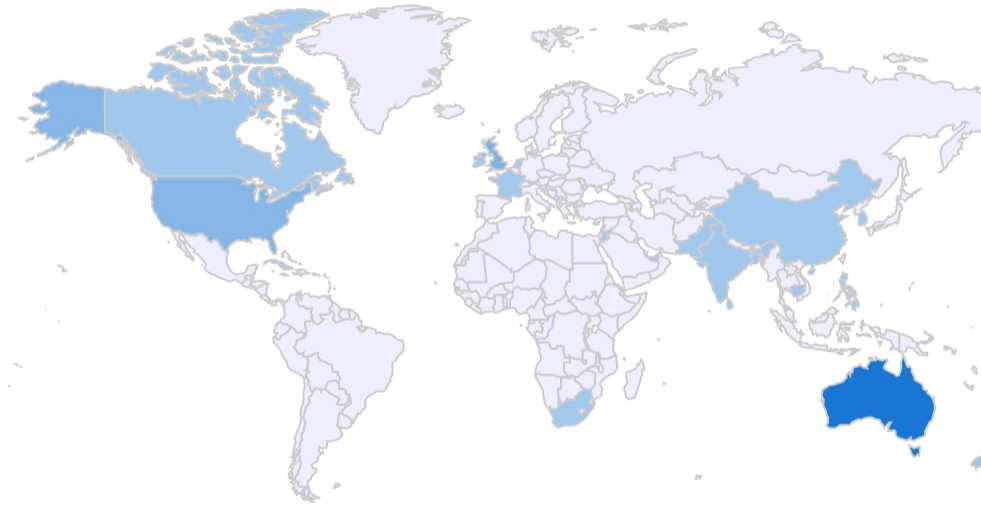


## What topics are being discussed?



Topics	Coverage
1. Referendums	32.0%
2. Indigenous Peoples	27.9%
3. Legislative Bodies	20.0%
4. Native Americans	17.8%
5. Government Bodies & Offices	13.6%

## Where is the conversation coming from?



### Countries

### Coverage

1. Australia	39.9%	<div><div style="width: 39.9%;"></div></div>
2. United Kingdom	10.9%	<div><div style="width: 10.9%;"></div></div>
3. United States	8.6%	<div><div style="width: 8.6%;"></div></div>
4. New Zealand	1.0%	<div><div style="width: 1.0%;"></div></div>
5. India	0.8%	<div><div style="width: 0.8%;"></div></div>