

Top Stats

Total coverage

1,954

Potential reach

15.83B

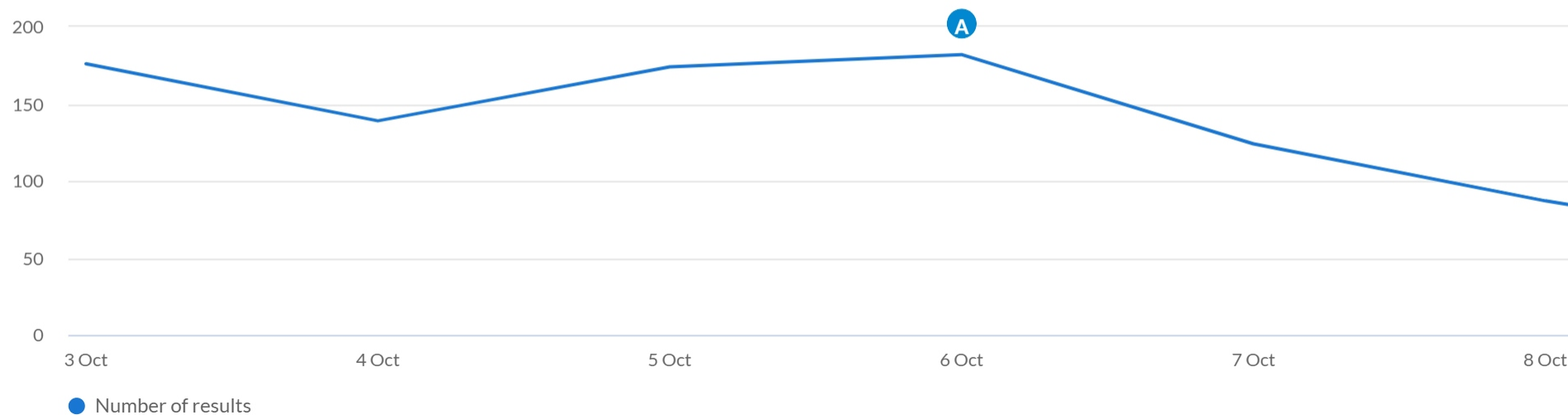
Positive coverage

17.4%

Negative coverage

13.7%

What are the spikes in coverage?



A Yes guide to tough treaty questions

 **The Australian** | Fergus Ellis | 06 Oct 2023 12:55

↑ **35%**

increase in coverage volume

What are the top stories?



- Mail Online UK
Lidia Thorpe rant: Senator launches extraordinary attack on Anthony Albanese

05 Oct 2023 14:00



- Yahoo! News UK and Ireland
Australia PM 'optimistic' of long-shot win in Indigenous rights referendum

08 Oct 2023 14:03



- Mail Online UK
Jacinta Price rails against the Voice and says Aboriginal Australians don't need






03 Oct 2023 00:02













- Mail Online UK
Yes campaigner Noel Pearson argues being Indigenous ISN'T a race and Voice would still

03 Oct 2023 10:21











What are the most active sources?

Source	Coverage	Sentiment
1. MSN Australia	80	
2. Mail Online UK	62	
3. ABC Online	62	
4. The West Australian	37	
5. Special Broadcasting Service	29	

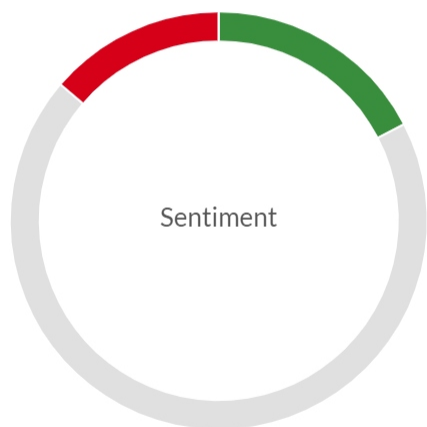
Who is mentioned in the conversation?

Person	Coverage
 1. Anthony Albanese	14.7% 
 2. Peter Dutton	7.2% 
 3. Noel Pearson	3.3% 
 4. Lidia Thorpe	3.0% 
 5. Jacinta Nampijinpa Price	2.9% 

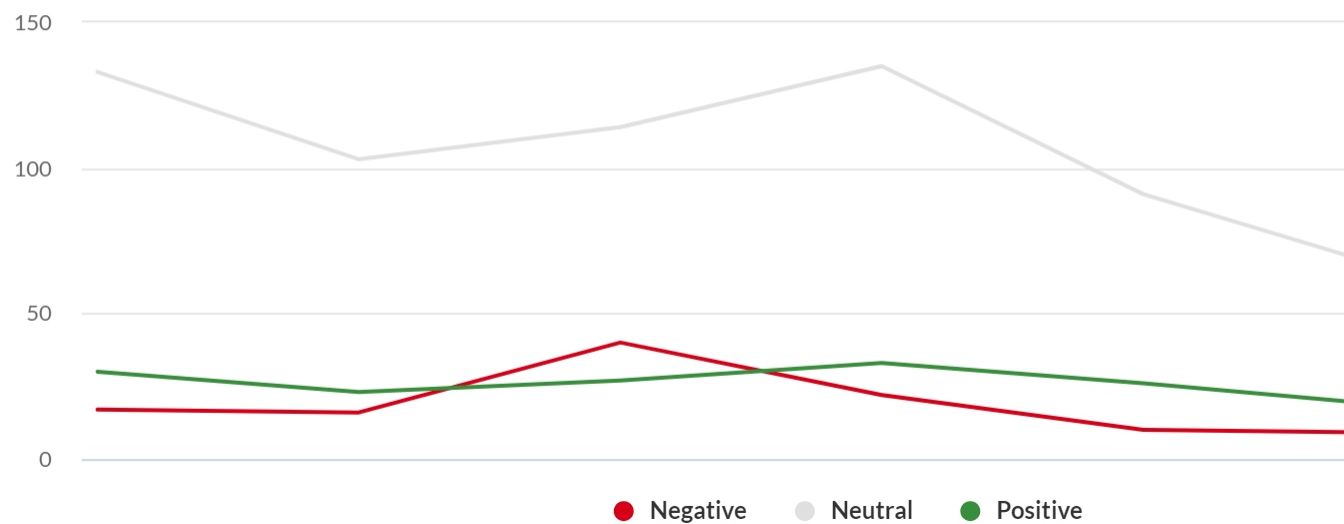
What companies are mentioned?

Company 	Coverage
 1. X Corp	1.9% 
 2. Newspoll	1.7% 
 3. Qantas Airways Ltd	1.7% 
 4. Google LLC	1.2% 
5. Commonwealth Bank of Aust	0.9% 

What is the sentiment of the conversation?



17% Positive 14% Negative

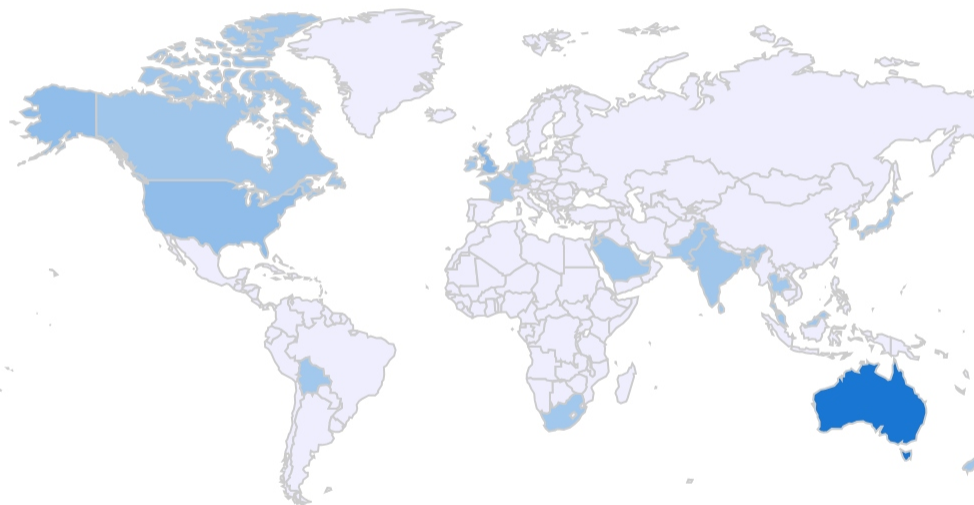


What topics are being discussed?



Topics	Coverage
1. Referendums	25.0%
2. Indigenous Peoples	20.9%
3. Legislative Bodies	13.9%
4. Native Americans	9.6%
5. Government Bodies & Offices	9.0%

Where is the conversation coming from?



Countries	Coverage
1. Australia	32.8%
2. United Kingdom	6.7%
3. United States	4.6%
4. New Zealand	0.9%
5. Canada	0.8%