

Top Stats

Total coverage

1,406

Potential reach

11.09B

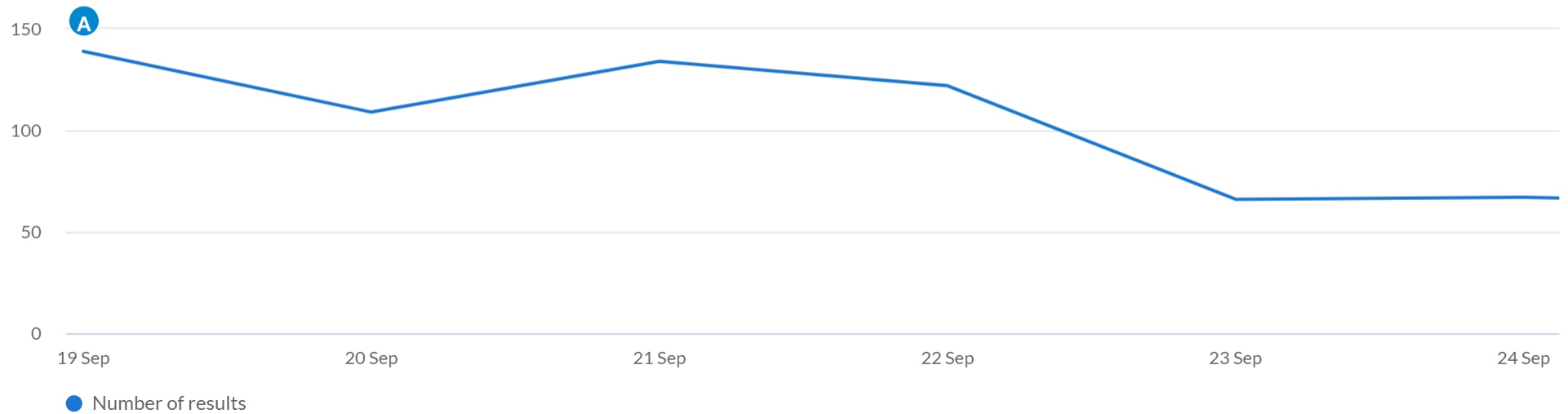
Positive coverage

20.9%

Negative coverage

10.6%

What are the spikes in coverage?



A A First Nations Voice to Parliament

Verfassungsblog | Harry Hobbs | 19 Sep 2023 10:44

↑ 38%

increase in coverage volume

What are the top stories?



– Mail Online UK
**Disturbing moment
Yes supporters call No
campaigner a 'racist
dog' as rally turns ugly**

19 Sep 2023 09:44



– Mail Online UK
**Anthony Albanese's
message to NO voters
as support for the
Indigenous Voice to**

19 Sep 2023 07:22



– Mail Online UK
**Voice referendum:
Hundreds of hard 'No'
voters join Aboriginal
elders at anti-Voice**






23 Sep 2023 16:21













– ABC Online
**'No vote worse than
the status quo':
Community members
on this Queensland**

19 Sep 2023 05:35











What are the most active sources?

Source	Coverage	Sentiment
1. MSN Australia	65	
2. Mail Online UK	60	
3. WA Today	31	
4. The Guardian	30	
5. Melbourne Age	27	

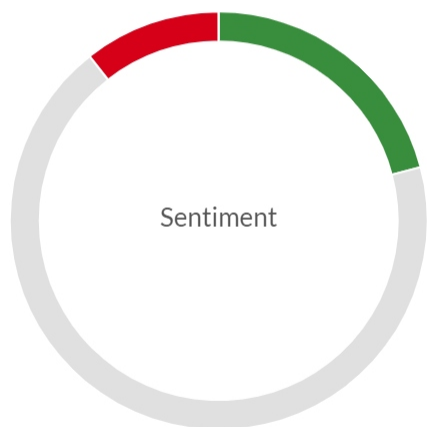
Who is mentioned in the conversation?

Person	Coverage
 1. Anthony Albanese	12.4% 
 2. Peter Dutton	8.9% 
 3. Jacinta Nampijinpa Price	4.1% 
 4. Warren Mundine	3.9% 
 5. Linda Burney	2.8% 

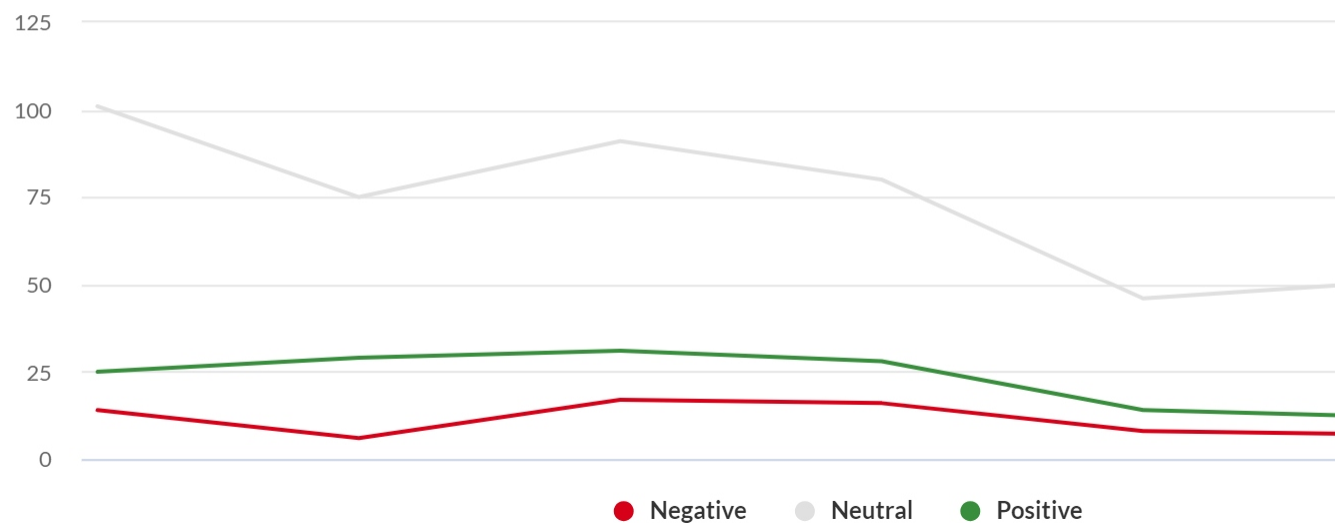
What companies are mentioned?

Company 	Coverage
 1. X Corp	2.4% 
 2. Qantas Airways Ltd	2.3% 
 3. Newspoll	1.7% 
 4. News Corp	1.4% 
5. Commonwealth Bank of Aust	1.3% 

What is the sentiment of the conversation?



21% Positive 11% Negative

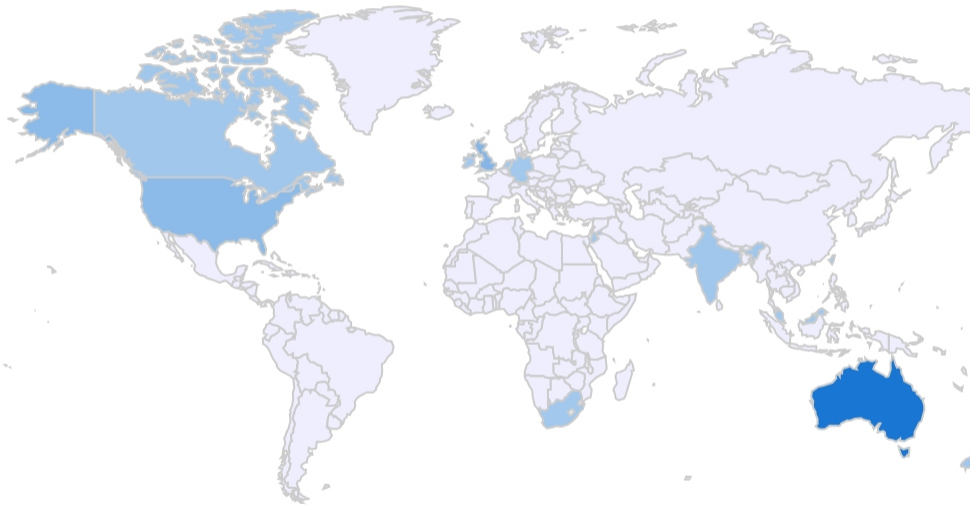


What topics are being discussed?



Topics	Coverage
1. Referendums	21.6%
2. Indigenous Peoples	17.9%
3. Legislative Bodies	14.9%
4. Native Americans	9.9%
5. Negative News	9.5%

Where is the conversation coming from?



Countries	Coverage
1. Australia	34.9%
2. United Kingdom	7.5%
3. United States	5.8%
4. Canada	0.5%
5. New Zealand	0.5%