

Top Stats

Total coverage

857

Potential reach

5.27B

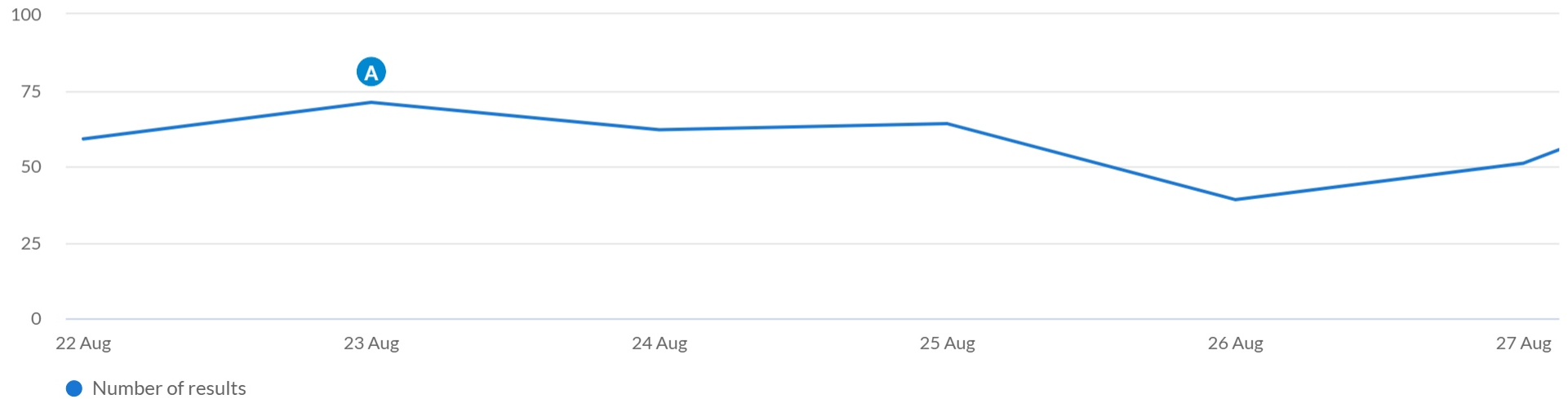
Positive coverage

20.9%

Negative coverage

11.6%

What are the spikes in coverage?



A Voice to parliament referendum date reveal

In Daily | David Eccles | 23 Aug 2023 10:24



↑ 14%

increase in coverage volume

B Learn more about the Voice to Parliament from an Indigenous lawyer

Illawarra Mercury (subscription) | Natalie Croxon | 28 Aug 2023 17:30



↑ 40%

increase in coverage volume

What are the top stories?




— The Guardian
AEC urges voice voters to write 'yes' or 'no' and says crosses may not be counted

24 Aug 2023 17:44



— Mail Online UK
Sunrise Nat Barr grills Anthony Albanese's government about why a cross will be rejected

25 Aug 2023 10:14

—  The Courier Mail/The Sunday Mail (Australia)
Yes, it's the Long Walk again






28 Aug 2023 13:30













— Mail Online UK
Peter Dutton describes living conditions of First Nations people in Alice Springs as

22 Aug 2023 14:39










What are the most active sources?

| Source | Coverage | Sentiment |
|-------------------|----------|---|
| 1. MSN Australia | 43 |  |
| 2. Mail Online UK | 35 |  |
| 3. WA Today | 26 |  |
| 4. Melbourne Age | 19 |  |
| 5. ABC Online | 19 |  |

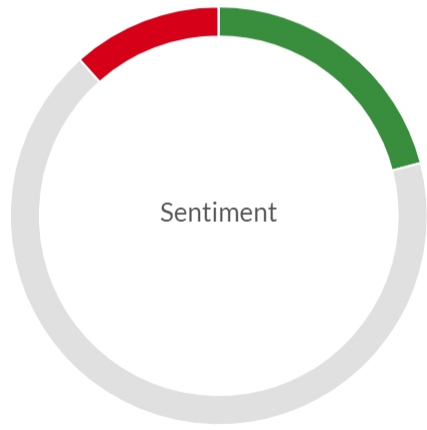
Who is mentioned in the conversation?

| Person | Coverage |
|---|--|
|  1. Anthony Albanese | 18.8%  |
|  2. Peter Dutton | 9.2%  |
|  3. Jim Chalmers | 3.2%  |
|  4. Will Schuester | 2.5%  |
|  5. Penny Wong | 2.3%  |

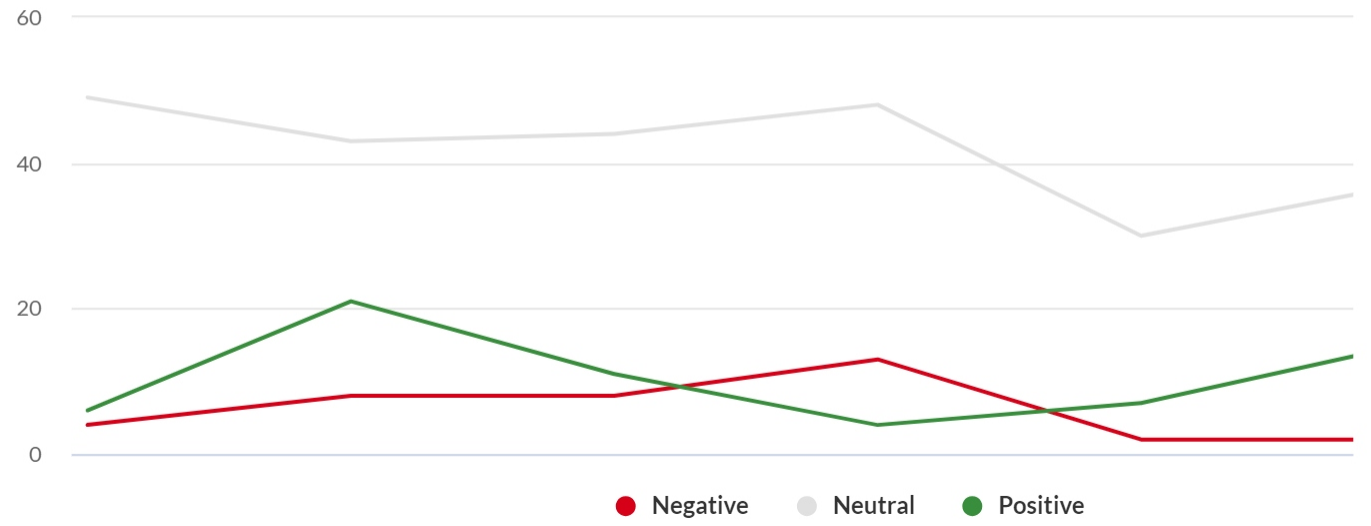
What companies are mentioned?

| Company ⓘ | Coverage |
|---|--|
|  1. Qantas Airways Ltd | 4.2%  |
|  2. X Corp | 2.2%  |
|  3. Meta Platforms Inc | 1.9%  |
| 4. Commonwealth Bank of Aust | 1.3%  |
|  5. Google LLC | 1.1%  |

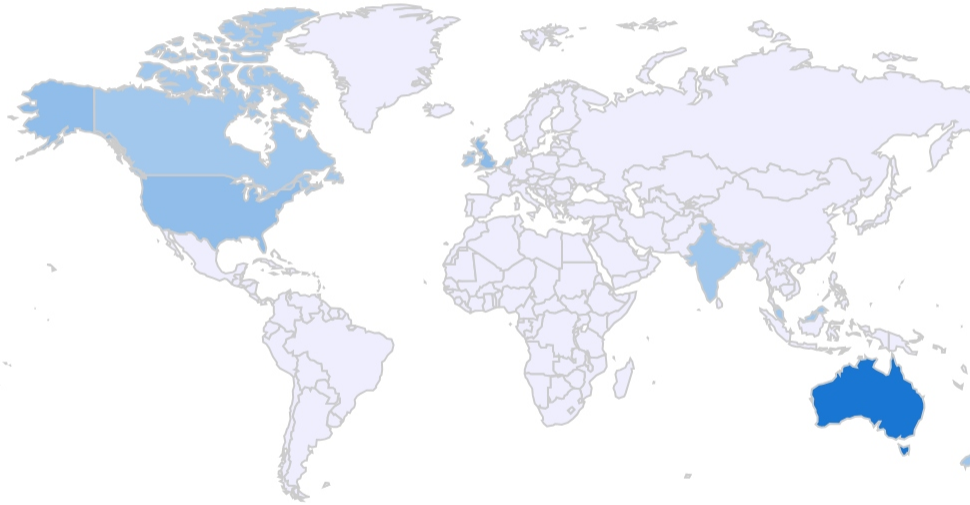
What is the sentiment of the conversation?



21% Positive 12% Negative



Where is the conversation coming from?



| Countries | Coverage |
|-------------------|----------|
| 1. Australia | 37.2% |
| 2. United Kingdom | 6.3% |
| 3. United States | 4.9% |
| 4. New Zealand | 0.8% |
| 5. India | 0.2% |