

Top Stats

Total coverage

1,066

Potential reach

8.14B

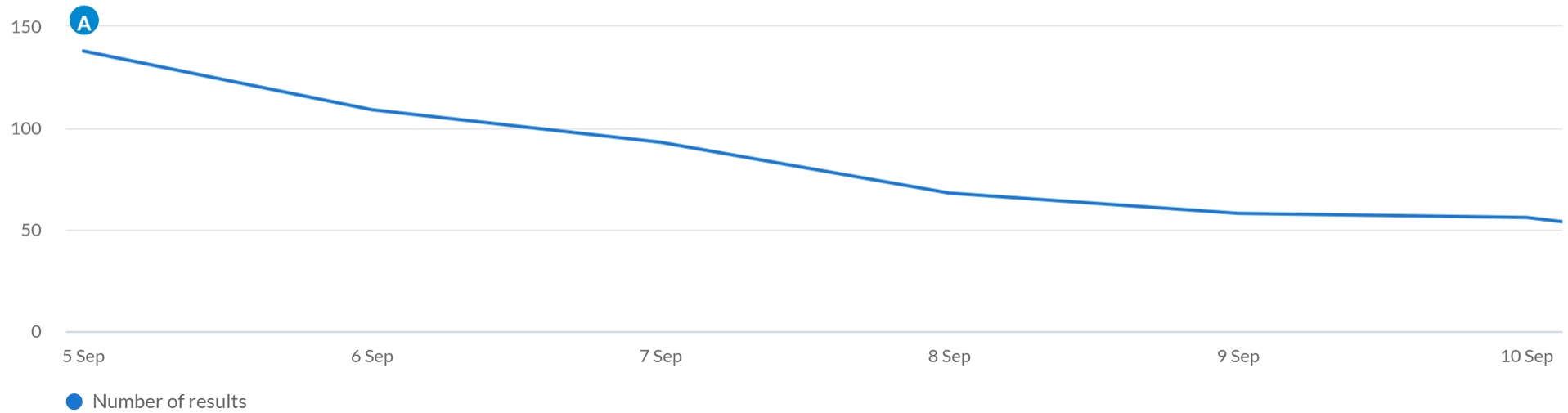
Positive coverage

17.8%

Negative coverage

9.1%

What are the spikes in coverage?



A **Voice to Parliament: Casey**
Mirage News | 05 Sep 2023 15:16



↑ 72%
increase in coverage volume

What are the top stories?

-  The Australian
Top companies find voice to support Yes campaign

06 Sep 2023 12:26



- Mail Online UK
Voice referendum: Support for Indigenous body to advise parliament is in

09 Sep 2023 10:56



- Yahoo! News UK and Ireland
Aboriginal rights referendum on course to be rejected as issue divides Australians in






05 Sep 2023 02:51













- The Guardian
'Hard no' grows against voice, more Qantas turbulence, Neymar's 'living hell'

05 Sep 2023 06:39












What are the most active sources?

Source	Coverage	Sentiment
1. MSN Australia	65	
2. Mail Online UK	49	
3. The Australian	27	
4. WA Today	22	
5. Daily Telegraph and Sunday Telegraph (Sydney, Australia)	21	

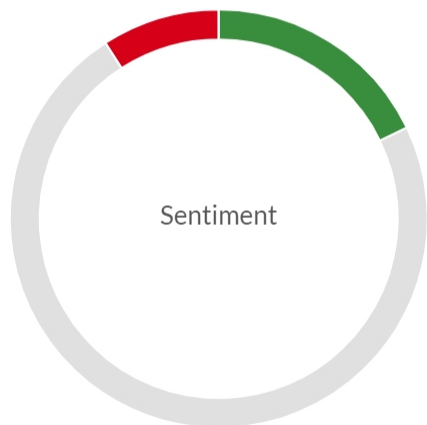
Who is mentioned in the conversation?

Person	Coverage
 1. Anthony Albanese	13.6% 
 2. Peter Dutton	10.3% 
 3. Alan Joyce	4.7% 
 4. John Farnham	4.6% 
 5. Noel Pearson	3.1% 

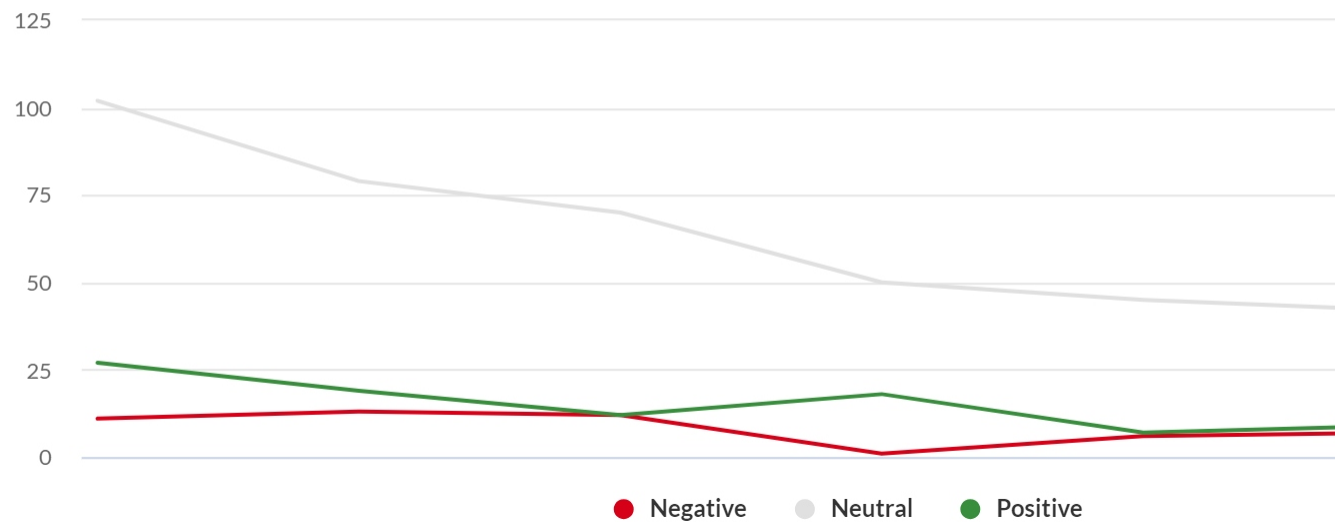
What companies are mentioned?

Company 	Coverage
 1. Qantas Airways Ltd	7.6% 
 2. Newspoll	3.2% 
 3. Qatar Airways Group. Q.C.S.C	3.0% 
 4. Google LLC	2.4% 
 5. X Corp	2.2% 

What is the sentiment of the conversation?



18% Positive 9% Negative

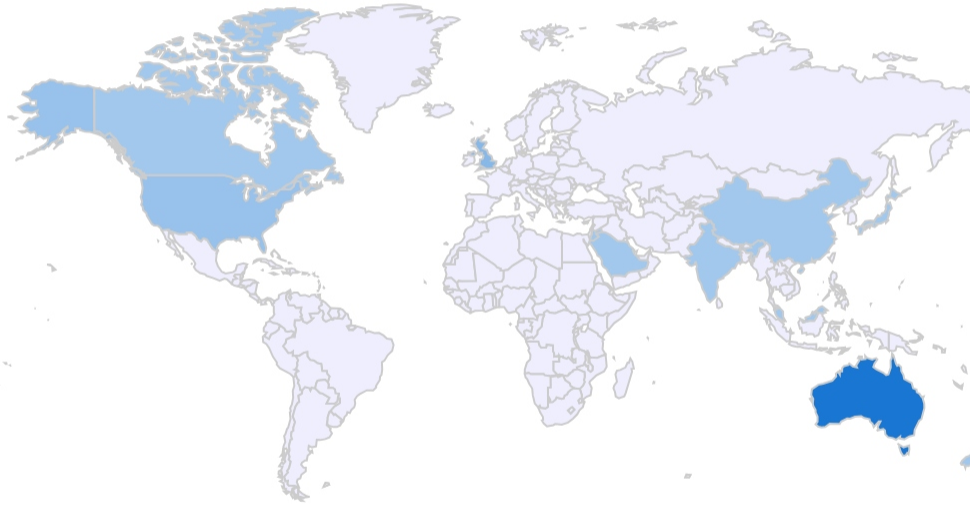


What topics are being discussed?



Topics	Coverage
1. Referendums	21.2%
2. Indigenous Peoples	18.6%
3. Legislative Bodies	15.9%
4. Native Americans	10.9%
5. Government Bodies & Offices	10.4%

Where is the conversation coming from?



Countries

Coverage

1. Australia	38.5%	<div><div style="width: 38.5%;"></div></div>
2. United Kingdom	7.7%	<div><div style="width: 7.7%;"></div></div>
3. United States	3.3%	<div><div style="width: 3.3%;"></div></div>
4. New Zealand	0.8%	<div><div style="width: 0.8%;"></div></div>
5. Jordan	0.7%	<div><div style="width: 0.7%;"></div></div>