

Top Stats

Total coverage

1,587

Potential reach

11.98B

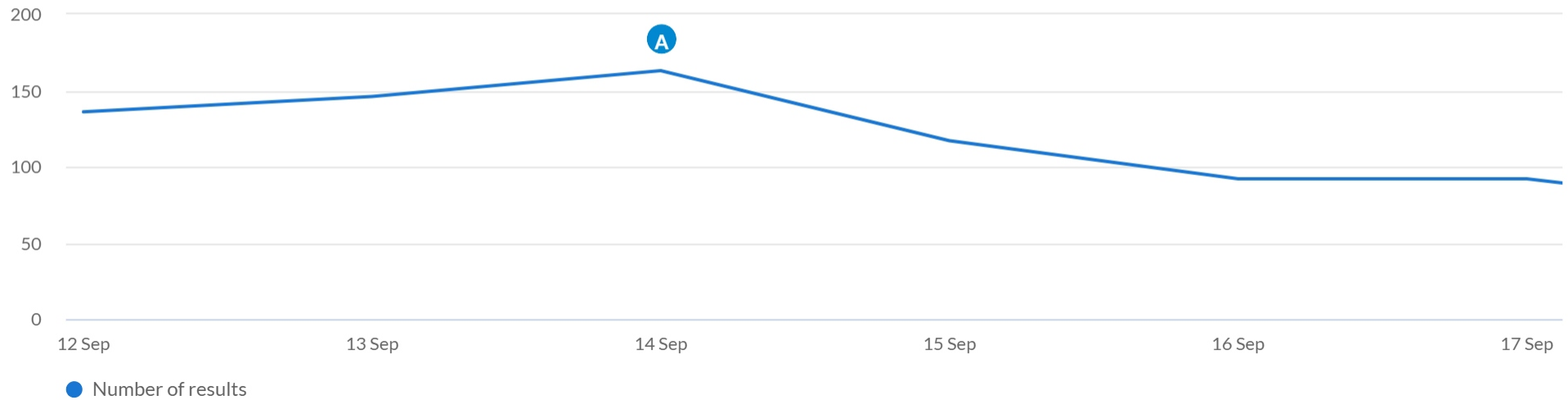
Positive coverage

19.2%

Negative coverage

16.1%

What are the spikes in coverage?



A Postal vote for Voice to Parliament referendum

Mirage News | 14 Sep 2023 12:33

↑ 39%

increase in coverage volume

What are the top stories?



– Mail Online UK
**Voice to Parliament
Yes campaigner Marcia
Langton labels No
voters as 'racist, stupid'**

12 Sep 2023 14:26



– Mail Online UK
**Thomas Mayo: Voice
campaigner drops the
F-bomb in fiery speech
to tradies on a**

13 Sep 2023 22:45



– Mail Online UK
**Warren Mundine's
breaks ranks with No
campaigners of
Indigenous Voice to**






17 Sep 2023 15:13













– Mail Online UK
**Voice referendum:
Aboriginal traditional
owner stands up in
front of Australia's**

14 Sep 2023 15:55










What are the most active sources?

Source	Coverage	Sentiment
1. Mail Online UK	65	
2. MSN Australia	63	
3. ABC Online	36	
4. The Guardian	34	
5. WA Today	33	

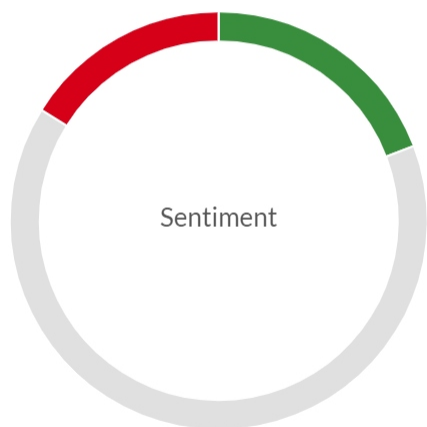
Who is mentioned in the conversation?

Person	Coverage
 1. Anthony Albanese	13.7% 
 2. Marcia Langton	9.3% 
 3. Peter Dutton	8.5% 
 4. Linda Burney	7.1% 
 5. Jacinta Nampijinpa Price	5.7% 

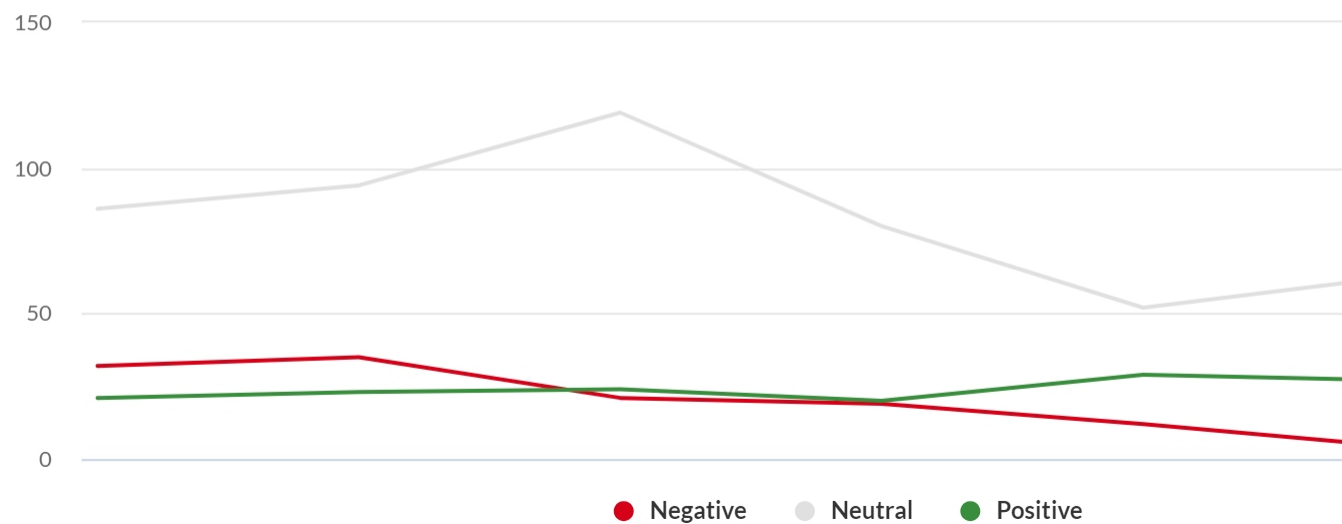
What companies are mentioned?

Company ⓘ	Coverage
 1. Qantas Airways Ltd	2.9% 
2. Commonwealth Bank of Aust	1.9% 
 3. X Corp	1.8% 
 4. News Corp	1.3% 
 5. Apple Inc	1.1% 

What is the sentiment of the conversation?



19% Positive 16% Negative

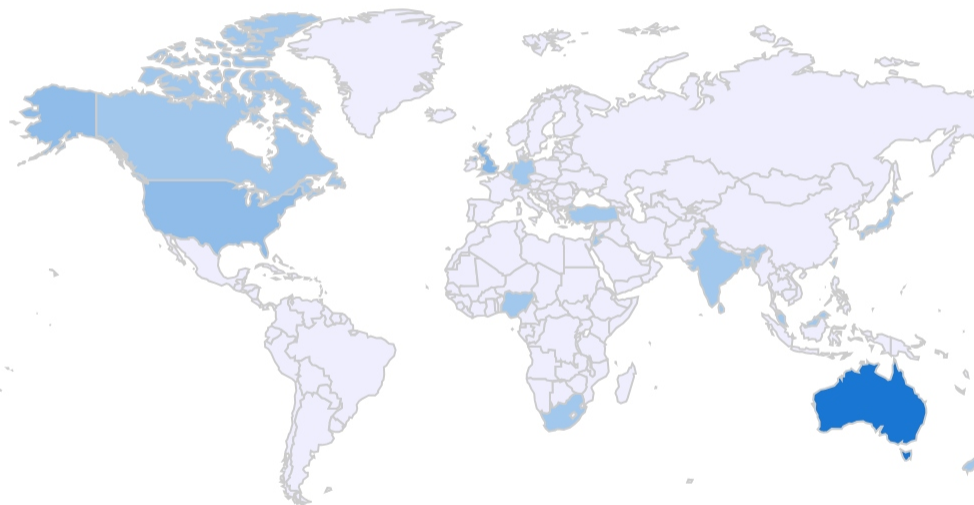


What topics are being discussed?



Topics	Coverage
1. Indigenous Peoples	23.3%
2. Referendums	21.6%
3. Legislative Bodies	15.9%
4. Native Americans	10.9%
5. Negative News	10.1%

Where is the conversation coming from?



Countries	Coverage
1. Australia	35.2%
2. United Kingdom	7.9%
3. United States	5.2%
4. New Zealand	0.5%
5. Canada	0.3%