

Top Stats

Total coverage

2,811

Potential reach

20.24B

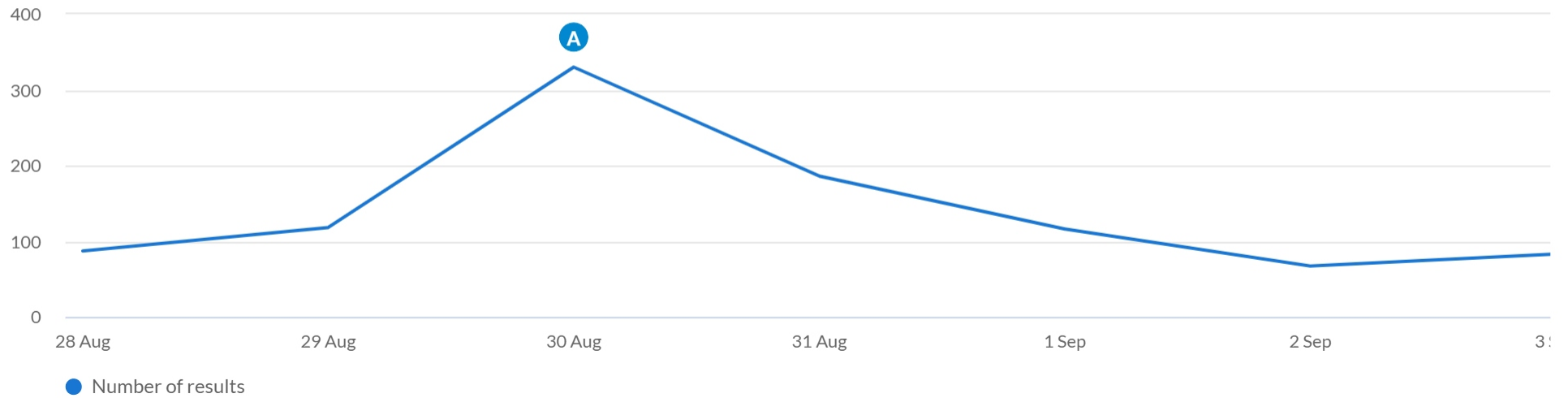
Positive coverage

26.4%

Negative coverage


8.5%

What are the spikes in coverage?



A The Voice to Parliament explained

Conversation AU | Carissa Lee | 30 Aug 2023 11:47



↑ 131%

increase in coverage volume

B Expert alert: Voice to Parliament referendum

Mirage News | 04 Sep 2023 09:48



↑ 8%

increase in coverage volume

What are the top stories?



- Yahoo! News UK and Ireland
Australian PM sets date for historic referendum

30 Aug 2023 14:11



- Mail Online UK
Political expert declares The Voice to Parliament is 'over' after horror Newspann

04 Sep 2023 14:25



- Yahoo!Xtra
Anthony Albanese announces Voice referendum date: What you need to






30 Aug 2023 11:24













- Mail Online UK
Yes campaigner trashes MP's office because he does not support the Voice

30 Aug 2023 02:15











What are the most active sources?

Source	Coverage	Sentiment
1. Mail Online UK	84	
2. MSN Australia	73	
3. ABC Online	60	
4. WA Today	45	
5. Tasmanian Examiner	45	

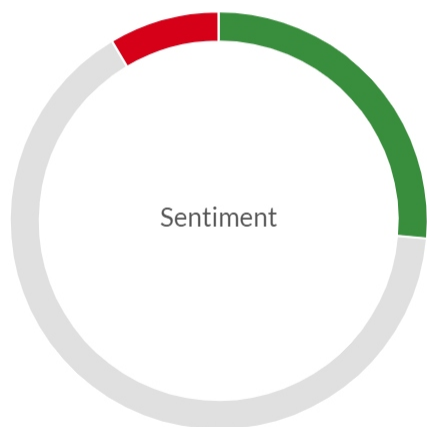
Who is mentioned in the conversation?

Person	Coverage
 1. Anthony Albanese	18.0% 
 2. Peter Dutton	7.0% 
 3. John Farnham	2.7% 
 4. Linda Burney	2.6% 
 5. Noel Pearson	2.5% 

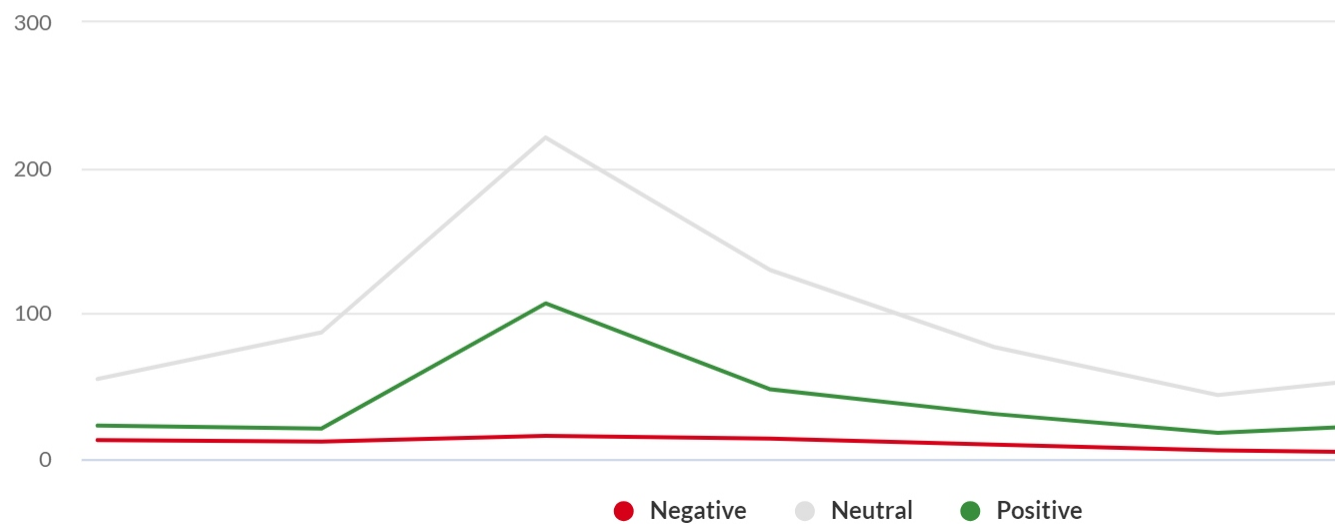
What companies are mentioned?

Company 	Coverage
 1. Qantas Airways Ltd	2.8% 
 2. Newspoll	1.7% 
 3. X Corp	1.6% 
4. Commonwealth Bank of Aust	1.1% 
 5. Qatar Airways Group. Q.C.S.C	1.0% 

What is the sentiment of the conversation?



26% Positive 9% Negative

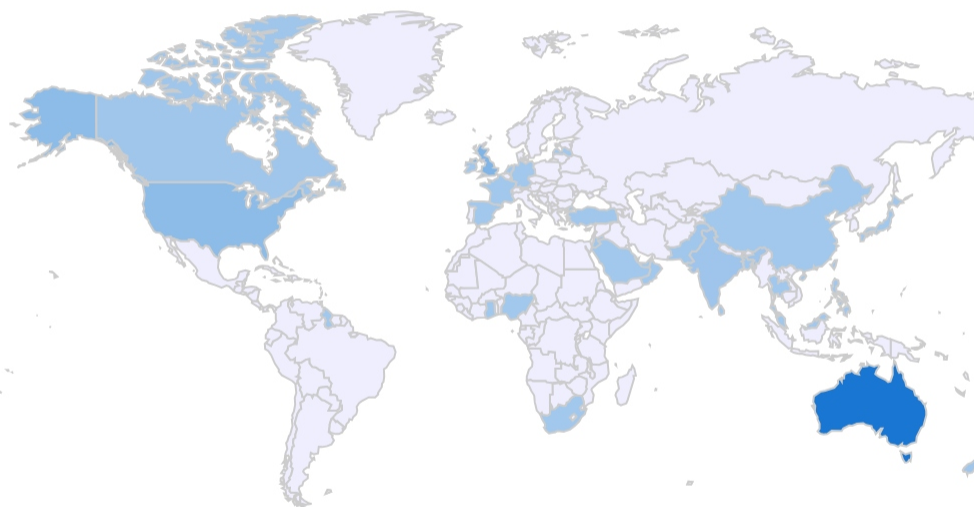


What topics are being discussed?



Topics	Coverage
1. Referendums	22.0%
2. Indigenous Peoples	17.1%
3. Legislative Bodies	13.1%
4. Native Americans	9.7%
5. Heads of State & Government	9.2%

Where is the conversation coming from?



Countries	Coverage
1. Australia	26.6%
2. United Kingdom	6.3%
3. United States	4.1%
4. India	0.9%
5. New Zealand	0.8%